



Guitar Lovers

Akkordindex

*zusammengestellt
von*

Thomas Schilling

Akkordfamilien

Dur	5, Quintakkord	4	Dominantsept	7	16	
	dur, maj, j	5		7sus4	17	
	6	11		7/b5	18	
	maj7, j7	13		7/#5	19	
	maj7/#5, j7/#5	14		9, 7/9	28	
	maj7/b5, j7/b5	15		#9, 7/#9	29	
	add9	24		#9/#5, 7/#9/#5	29	
	6/9	26		b9, 7/b9	30	
	maj9, j9, j7/9	27		b9/#5, 7/b9/#5	30	
	j9/#11, j7/9/#11	33		9/#11, 7/9/#11	33	
	maj7/#11, j7/#11	33		9sus4, 11	34	
	maj13/#11, j13/#11	36		7/13, 7/6	37	
	maj7/13, j7/13, j7/6	36		7sus4/13, 7sus4/6	38	
	j9/13, j9/6, j13	39		13/#11, 7/#11/13	39	
				13, 9/13	40	
				b9/13, b9/6, 7/b9/13	41	
Moll	moll, min, -	9	Sus	sus2	7	
	min6, m6	12		sus4	8	
	min7, m7	20	Vermindert	b5, Tritonus	4	
	min(maj7), m(j7)	21		vermindert, dim, °	10	
	min7/b5, m7/b5	22		verm.7, dim7, °7	23	
	min/add9, m/add9	25				
	min6/9, m6/9	26				
	min9, m9, m7/9	31		Übermässig	übermässig, aug, +	6
	m9/b5, m7/9/b5	31				
	min7/b9, m7/b9	32				
	m(j7/9), m(j9)	32				
	m11, m9/11	35				
	m7/11, m7add4	35				

Hilfe?!? Eine Anleitung zum Lesen der Akkorddiagramme und zum Verschieben der Akkorde in andere Tonarten befindet sich auf der letzten Seite dieses Buches.

Akkordformel

Seite	Name	enthaltene Intervalle				Nummer der Stufe in:		Har. Moll	Mel. Moll
						Dur	Moll		
4	5, Quintakkord	1	5			I – VI	I, III – VII	I, IV – VI	I, II, IV, V
4	b5, Tritonus	1	b5			VII	II	II, VII	VI, VII
5	dur, maj, j	1	3	5		I, IV, V	III, VI, VII	V, VI	IV, V
6	übermässig, aug, +	1	3	#5				III	III
7	sus2	1	2	5		I, II, IV, V, VI	I, III, IV, VI, VII	I, IV	I, IV, V
8	sus4	1	4	5		I, II, III, V, VI	I, III, IV, V, VII	I, V	I, II, V
9	moll, min, m, -	1	m3	5		II, III, VI	I, IV, V	I, IV	I, II
10	vermindert, dim, °	1	m3	b5		VII	II	II, VII	VI, VII
11	6	1	3	5	6	I, IV, V	III, VI, VII	VI	IV
12	min6, m6	1	m3	5	6	II	IV	IV	I, II
13	maj7, j7	1	3	5	j7	I, IV	III, VI	VI	
14	maj7/#5, j7/#5	1	3	#5	j7			III	III
15	maj7/b5, j7/b5	1	3	b5	j7	IV	VI	VI	III
16	7	1	3	5	b7	V	VII	V	IV, V
17	7sus4	1	4	5	b7	II, III, V, VI	I, IV, V, VII	V	V
18	7/b5	1	3	b5	b7				IV
19	7/#5, +7	1	3	#5	b7			V	V
20	min7, m7	1	m3	5	b7	II, III, VI	I, IV, V	IV	II
21	min(maj7), m(j7)	1	m3	5	j7			I	I
22	min7/b5, m7/b5, °	1	m3	b5	b7	VII	II	II	VI, VII
23	verm.7, dim7, °7	1	m3	b5	bb7			VII	
24	add9	1	3	5	9	I, IV, V	III, VI, VII		IV, V
25	min/add9, m/add9	1	m3	5	9	II, VI	I, IV	I, IV	I
26	6/9	1	3	5	6	9	I, IV, V	III, VI, VII	IV
26	min6/9, m6/9	1	m3	5	6	9	II	IV	IV
27	maj9, j9, j7/9	1	3	5	j7	9	I, IV	III, VI	
28	9, 7/9	1	3	5	b7	9	V	VII	IV, V
29	#9, 7/#9	1	3	5	b7	#9			
29	#9/#5, 7/#9/#5	1	3	#5	b7	#9			
30	b9, 7/b9	1	3	5	b7	b9		V	
30	b9/#5, 7/b9/#5	1	3	#5	b7	b9		V	
31	min9, m9, m7/9	1	m3	5	b7	9	II, VI	I, IV	IV
31	m9/b5, m7/9/b5	1	m3	b5	b7	9		IV	VI
32	min7/b9, m7/b9	1	m3	5	b7	b9	III	V	II
32	min(j7/9), m(j7/9)	1	m3	5	j7	9		I	I
33	j9/#11, j7/9/#11	1	3	5	j7	9	#11	IV	VI
33	j7/#11, maj7/#11	1	3	5	j7	#11		IV	VI
33	9/#11, 7/9/#11	1	3	5	b7	9	#11		IV
34	9sus4, 11	1	5	b7	9	11	II, V, VI	I, IV, VII	V
35	m11, m9/11	1	m3	5	b7	9	11	II, VI	I, IV
35	m7/11, m7add4	1	m3	5	b7	11	II, III, VI	I, IV, V	II
36	j13/#11, maj13/#11	1	3	5	j7	9	#11	13	IV
36	j7/13, j7/6	1	3	5	j7	13		I, IV	III, VI
37	7/13, 7/6	1	3	5	b7	13		V	VII
38	7sus4/13, 7sus4/6	1	4	5	b7	13		V	VII
39	13/#11, 7/#11/13	1	3	5	b7	#11	13		IV
39	j9/13, j9/6, j13	1	3	5	j7	9	13	I, IV	III, VI
40	13, 9/13	1	3	5	b7	9	13	V	VII
41	b9/13, 7/b9/13	1	3	5	b7	b9	13		

5

(Quintakkord, Power Chord)

<p>F#⁵</p> <p>1 5</p>	<p>B⁵</p> <p>1 5</p>	<p>E⁵</p> <p>1 5</p>	<p>A⁵</p> <p>1 5</p>	<p>C#⁵</p> <p>1 5</p>	<p>C⁵</p> <p>(5) 1 5 1 5</p>
<p>F#⁵</p> <p>1 5 1</p>	<p>B⁵</p> <p>1 5 1</p>	<p>E⁵</p> <p>1 5 1</p>	<p>A⁵</p> <p>1 5 1</p>	<p>G⁵</p> <p>1 5 1 5 1</p>	
	<p>B⁵</p> <p>5 1 5 1</p>	<p>E⁵</p> <p>5 1 5 1</p>	<p>A⁵</p> <p>5 1 5 1</p>	<p>C#⁵</p> <p>5 1 5</p>	<p>D⁵</p> <p>5 1 5 1</p>

b5

(Tritonus)

<p>F#(b5)</p> <p>1 b5</p>	<p>B(b5)</p> <p>1 b5</p>	<p>E(b5)</p> <p>1 b5</p>	<p>A(b5)</p> <p>1 b5</p>	<p>C#(b5)</p> <p>1 b5</p>	<p>A(b5)</p> <p>b5 1 b5 1</p>
<p>F#(b5)</p> <p>1 b5 1</p>	<p>B(b5)</p> <p>1 b5 1</p>	<p>E(b5)</p> <p>1 b5 1</p>	<p>A(b5)</p> <p>1 b5 1</p>	<p>B(b5)</p> <p>b5 1 b5 1</p>	<p>E(b5)</p> <p>b5 1 b5 1</p>

Dur

(in A#/Bb)

III	III	III	I	I	III
VIII	VII	VI	VI	V	VI
XII	X	X	X	VIII	X
III	III	I	III	III	III
VII	VI	VI	VI	VIII	VIII
X	X	X	X	I	XII

Übermässig

(in A#/Bb)

IV		III		III		II		I		I	
	1 3 #5 (3)		3 #5 1		#5 1 3		1 3 #5		1 #5 1 3		1 (3) 1 3 #5
VIII		VII		VII		VI		V		IV	
	3 #5 1 (#5)		#5 1 3		1 3 #5		3 #5 1		3 1 3 #5		(3) #5 3 #5 1
								6			
XII		XI		XI		X		IX		VIII	
	#5 1 3 (#5)		1 3 #5		3 #5 1		#5 1 3		#5 3 #5 1		(3) #5 3 #5 1
III		III		II		III		II		II	
	1 3 #5 1		3 #5 1 3		#5 1 3 #5		(3) #5 1 3 1		#5 3 #5 1		#5 3 1 3
VII		VII		VI		VII		VI		IV	
	3 #5 1 3		#5 1 3 #5		1 3 #5 1		(#5) 1 3 #5 3		1 #5 1 3		1 #5 3 #5
XI		XI		X		XI		X		VIII	
	#5 1 3 #5		1 3 #5 1		3 #5 1 3		(1) 3 #5 1 #5		3 1 3 #5		3 1 #5 1

sus2

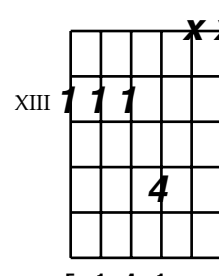
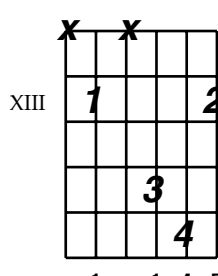
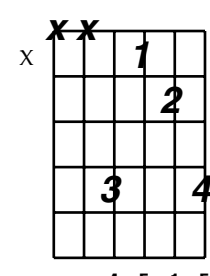
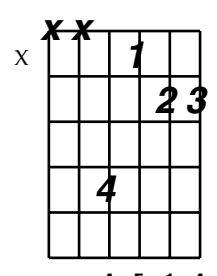
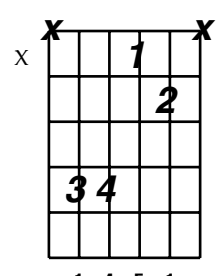
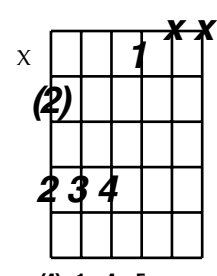
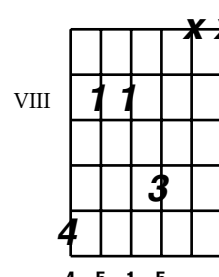
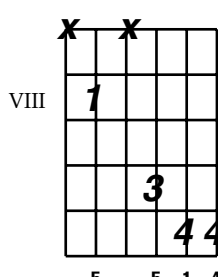
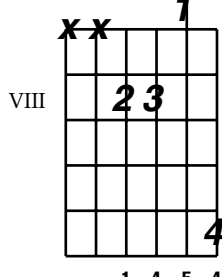
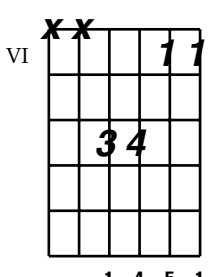
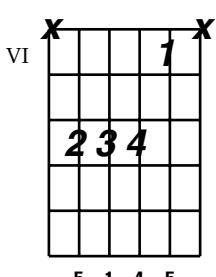
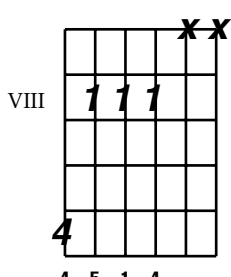
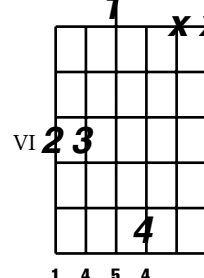
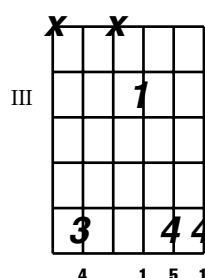
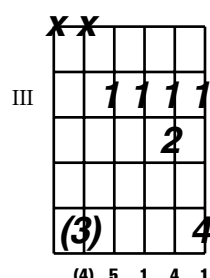
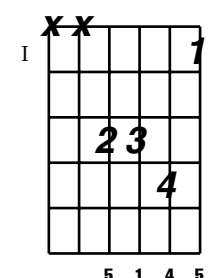
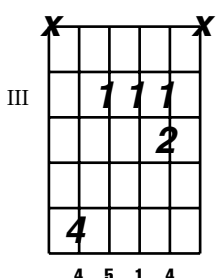
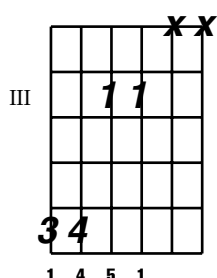
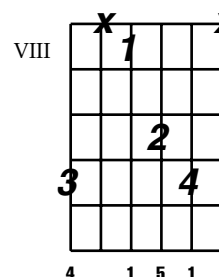
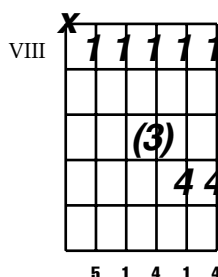
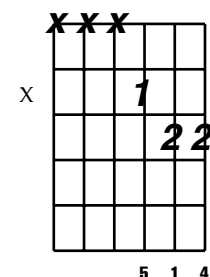
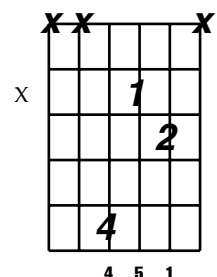
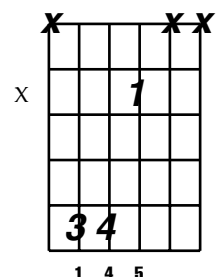
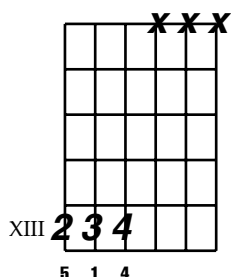
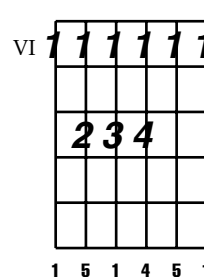
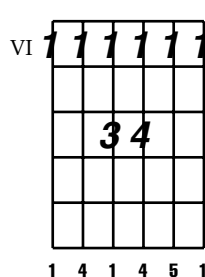
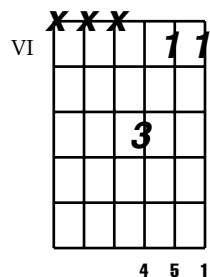
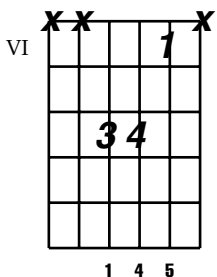
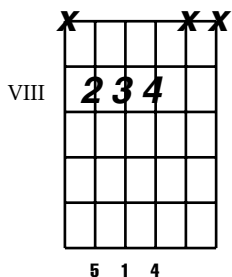
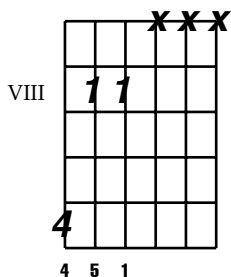
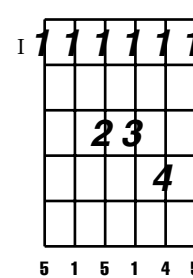
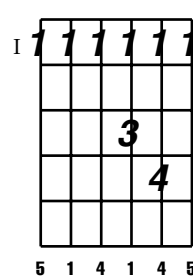
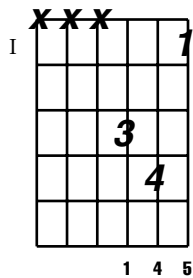
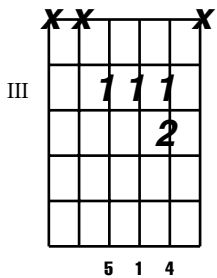
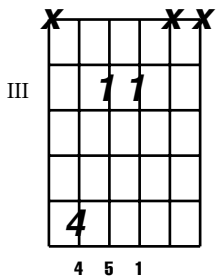
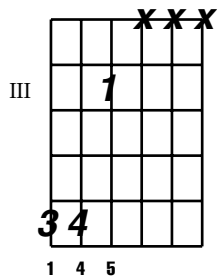
(in A#/Bb)

The image displays 30 different guitar chord diagrams for the sus2 chord in A#/Bb. Each diagram is a 6-string fretboard with numbers 1-4 indicating fingerings and 'x' marks for muted strings. Roman numerals (I, III, V, VIII, X, XIII) are placed to the left of each diagram. Below each diagram is a sequence of numbers representing the string order from 6 to 1.

- Diagram 1: III, 1 1, 4, 1 2 5
- Diagram 2: III, x 1 1 1 x x, 2 5 1
- Diagram 3: I, x x 1 x, 5 1 2
- Diagram 4: I, x x x 1 1, 1 2 5
- Diagram 5: I, 1 1 1 1 1 1, 5 1 5 1 2 5
- Diagram 6: I, 1 1 1 1 1 1, 5 2 5 1 5 1
- Diagram 7: VIII, 2 3 4, 2 5 1
- Diagram 8: V, x 1 x x, 5 1 2
- Diagram 9: V, x x 1 x, 1 2 5
- Diagram 10: V, x x x 1, 2 5 1
- Diagram 11: III, x 1 1 1 1 1, 2 5 1 5 1
- Diagram 12: III, x 1 x x, 1 5 2 5
- Diagram 13: X, 1, 3 4, 5 1 2
- Diagram 14: X, x 1 1 x x, 1 2 5
- Diagram 15: X, x x 1 x, 2 5 1
- Diagram 16: VIII, x x x 1, 5 1 2
- Diagram 17: VIII, 1 1 1 1 1 1, 2 5 1 5 1 2
- Diagram 18: VIII, 1 1 1 1 1 1, 2 5 2 5 1 2
- Diagram 19: III, 1 1 1, 4, 1 2 5 1
- Diagram 20: I, x 1 x, 2 5 1 2
- Diagram 21: I, x x 1 1, 5 1 2 5
- Diagram 22: III, x x x 1, 5 2 1
- Diagram 23: III, x x 1 (2), 2 (1) 5 1 2
- Diagram 24: III, 1 1, 4, 1 2 5 2
- Diagram 25: V, 1 x x, 2 3 4, 2 5 1 2
- Diagram 26: V, x 1 x, 5 1 2 5
- Diagram 27: V, x x 1, 1 2 5 1
- Diagram 28: V, x x 1, 1 2 5 2
- Diagram 29: VIII, x x 1 2, 5 5 1 2
- Diagram 30: VIII, 1 1 1, 2 5 1 5
- Diagram 31: X, 1 1, 3 4, 5 1 2 5
- Diagram 32: X, x 1 1 2 x x, 1 2 5 1
- Diagram 33: VIII, x x 1, 2 3 4, 2 5 1 2
- Diagram 34: X, x x 1 1 1 1, (1) 2 5 1 5
- Diagram 35: X, x x 1, 1 5 2 5
- Diagram 36: XIII, 1 x x, 2 3 4, 5 1 2 1

sus4

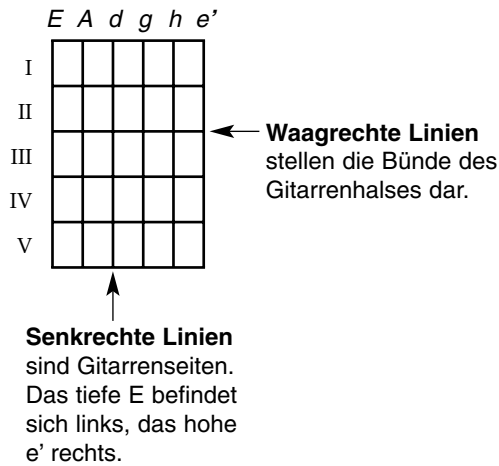
(in A#/Bb)



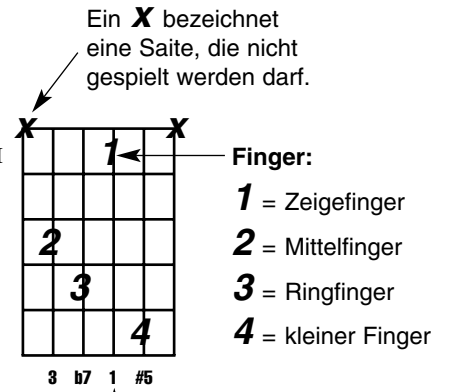
**Bitte hol Dir die Vollversion,
um diese Seite anzuzeigen!**

www.guitar.ch

Akkorddiagramme



Römische Zahlen zeigen die Lage auf dem Hals an:
 I = 1. Bund
 II = 2.
 III = 3.
 IV = 4.
 V = 5.
 VI = 6.
 VII = 7.
 VIII = 8.
 IX = 9.
 X = 10.
 XI = 11.
 XII = 12.



Aufbau des Akkordes:
1 = Grundton
2 = grosse Sekund
m3 = kleine Terz
3 = grosse Terz
4 = reine Quarte
b5 = verminderte Quinte
5 = reine Quinte
#5 = übermässige Quinte
6 = reine Sexte
bb7 = verminderte Septim
b7 = kleine Septim
j7 = grosse Septim
b9 = kleine None
9 = grosse None
#9 = übermässige None
11 = reine Undezime
#11 = übermässige Undezime
b13 = kleine Terzdezime
13 = grosse Terzdezime

Transponiertabelle

Mit Ausnahme der 5- und b5-Akkorde enthalten alle Griffe in diesem Buch keine Leersaiten. So können sie zu jeder beliebigen Position auf dem Gitarrenhals verschoben werden. Um die Akkorde in andere Tonarten als A#/Bb zu transponieren, verschiebe sie entlang dem Hals entweder aufwärts (+) oder abwärts (-) wie in der Tabelle angegeben:

H	C	C# Db	D	D# Eb	E	F	F# Gb	G	G# Ab	A	A# Bb	H	C	C# Db	D	D# Eb	E	F	F# Gb	G	G# Ab	A
-11	-10	-9	-8	-7	-6	-5	-4	-3	-2	-1	0	+1	+2	+3	+4	+5	+6	+7	+8	+9	+10	+11