












TAKE IT EASY *Eagles*

WORDS AND MUSIC BY Jackson Browne and Glenn Frey TRANSCRIBED BY Dave Whitehill and Askold Buk

NEW FORMAT

Bass lines are included in the guitar transcriptions

<p>G</p>  <p>2 3</p>	<p>C^{type2}</p>  <p>3 2 1 4</p>	<p>D7sus4</p>  <p>2 1 4</p>	<p>G5</p>  <p>2 3 4</p>	<p>G6</p>  <p>1 3 4</p>	
<p>G7</p>  <p>2 3 4</p>	<p>D</p>  <p>1 3 2</p>	<p>C</p>  <p>3 2 1</p>	<p>Em</p>  <p>1 2</p>	<p>Am</p>  <p>2 3 1</p>	<p>Fadd2</p>  <p>3 2 1 4</p>


A Intro (0:00)
Moderately Fast Country Rock ♩ = 160

Gtr. 1 (acous.) 1

Gtr. 2 (elec.) *f*

Bass


* doubled simile throughout



5

C^{type2}

D7sus4



As heard on the Elektra recording *The Eagles*

©1972 (Renewed) Swallow Turn Music. All rights reserved. Used by permission of Warner Bros. Publications US, Inc., Miami, FL 33014

TAKE IT EASY *Eagles*

(0:14)

B 1st Verse (0:18)

Well I'm a
 runnin' down the road tryin' to loosen my load I got seven

G5 G6 G7 G6 G5 G6 G7 G6 G

Rhy. Fig. 1

let ring-----

full full

f *p*

Rhy. Fig. 1A

* Gtrs. 2 and 4
 let ring-----

Bass Fig. 1

women on my mind Four that want to own me two that want to stone me one

D C G D

let ring----- let ring----- let ring----- let ring----- let ring-----

mf

C 1st Chorus (0:31)

says she's a friend of mine Take it easy Take it easy

C G Em

end Rhy. Fig. 1 Rhy. Fig. 2

let ring-----

end Rhy. Fig. 1A Rhy. Fig. 2A

let ring-----

end Bass Fig. 1 Bass Fig. 2

TAKE IT EASY *Eagles*

21 Don't let the sound of your own wheels drive you crazy

G Am C Em

let ring

26 Lighten up while you still can Don't even try to understand

C G C G

let ring

30 Just find a place to make your stand and take it easy

Am C G5 G6 G7 G6 G5 G6 G7 G6 G5

let ring

end Rhy. Fig. 2

end Rhy. Fig. 2A

end Bass Fig. 2

TAKE IT EASY *Eagles*

(0:59)

D 2nd Verse (1:02)

Well I'm a standin' on a corner in Winslow Arizona It's

G5 G6 G7 G6 G5 G6 G5 G

35

Gtr. 1 plays Rhy. Fig. 1 simile

let ring

full

f

mp *mf*

Bass plays Bass Fig. 1 simile

such a fine sight to see It's a girl my Lord in a flatbed Ford slowin'

G D C G D

39

Gtrs. 2 and 4

let ring

Bass substitutes Bass Fill 1

E 2nd Chorus (1:16)

down to take a look at me Come on baby don't say maybe

C G Em D C

43

Gtr. 1 plays Rhy. Fig. 2 simile w/chord substitutions

let ring

Bass plays Bass Fig. 2 simile

Bass substitutes Bass Fill 2

I've gotta know if your sweet love is gonna save

G Am C

47

let ring

me We may lose and we may win but we will

Em C G C

51

let ring

Bass Fill 1 (1:07, 1:49)

(C) G D C G

TAKE IT EASY *Eagles*

G 3rd Verse (2:11)

runnin' down the road tryin' to loosen my load Got a world of trouble on my mind Lookin'

G
Gr. 1 plays Rhy. Fig. 1 simile w/chord substitutions
 Gtrs. 2 and 4

77 *let ring* ----- *let ring* ----- *let ring* -----

Bass plays Bass Fig. 1 *Bass substitutes Bass Fill 4*

for a lover who won't blow my cover She's so hard to find Take it easy

G D C G Em *let ring*

81 *let ring* -----

H 3rd Chorus (2:25)

Take it easy Don't let the

Gr. 1 plays Rhy. Fig. 1 simile w/chord substitutions

85 *let ring* ----- *let ring* ----- *let ring* -----

Bass plays Bass Fig. 2 (first four bars) simile

sound of your own wheels make you crazy Come on baby

Gtr. Am C Em C *let ring*

89 *let ring* ----- *let ring* ----- *let ring* ----- *let ring* -----

Bass

don't say maybe I've gotta

G C G *let ring*

93 *let ring* ----- *let ring* ----- *let ring* ----- *let ring* -----

Bass Fill 4 (2:17)
 Am

TAKE IT EASY *Eagles*

know if your sweet love is gonna save me

Am C G

97 Gtr. 1

Gtrs. 2 and 4
let ring

Bass

I **Outro** (2:53)

Ooh Ooh Ooh

C G G

101

let chords ring throughout

mp

NOTE: Due to increased complexity of composite part, use hybrid picking (pick and fingers).

Ooh Ooh Ooh

C G G

105

mf

TAKE IT EASY *Eagles*

109 C Ooh Oh we got it easy G Fadd2

113 C We ought to take it easy G Fadd2

117 C Em Fade out

let ring --- Gtrs. 2 and 3 full full