



Demo-Version
Benötigt Adobe Reader oder PDF
Expert, um Audio abzuspielen.

Guitar Lovers

AkkordIndex

Grundton H

*zusammengestellt
von
Thomas Schilling*

Akkordfamilien

Dur	5, Quintakkord	4	Dominantsept	7	16
	dur, maj, j	5		7sus4	17
	6	11		7b5	18
	maj7, j7	13		7#5, +7	19
	maj7#5, j7#5	14		9, 7/9	28
	maj7b5, j7b5	15		#9, 7#9	29
	add9	24		#9#5, 7#9#5	29
	6/9	26		b9, 7b9	30
	maj9, j9, j7/9	27		b9#5, 7b9#5	30
	maj9#11, j9#11	33		9#11, 7/9#11	33
	maj7#11, j7#11	33		9sus4, 11	34
	maj13#11, j13#11	36		7/13, 7/6	37
	maj7/13, j7/13, j7/6	36		7sus4/13, 7sus4/6	38
	maj9/13, maj13, j9/6	39		13#11, 7#11/13	39
				13, 9/13	40
				13b9, b9/6, 7b9/13	41
Moll	moll, min, -	9	Suspended	sus2	7
	min6, m6	12		sus4	8
	min7, m7	20	Vermindert	b5, Tritonus	4
	min(maj7), m(maj7)	21		vermindert, dim, ^o	10
	min7b5, m7b5, ø	22		verm.7, dim7, ^{o7}	23
	min(add9), m(add9)	25	Übermässig	übermässig, aug, ⁺	6
	min6/9, m6/9	26	Hilfe	Akkorddiagramme	42
	min9, m9, m7/9	31		Transponiertabelle	42
	m9b5, m7/9b5	31			
	min7b9, m7b9	32			
	m(maj7/9), m(maj9)	32			
	m11, m9/11	35			
	m7/11, m7add4	35			
Dies ist eine Demo-Version			Weitere Publikationen		43
Die Seiten 11 - 41 sind nur in der			Seitenindex		44
Vollversion enthalten, die im					
Guitar Lovers Shop erhältlich ist.					

Eine Anleitung zum Lesen der Akkorddiagramme und zum Transponieren der Akkorde in andere Tonarten befindet sich auf der Hilfe-Seite dieses Buches.

Akkordformel

Seite	Name	enthaltene Intervalle				Nummer der Stufe in:		Har. Moll	Mel. Moll	
						Dur	Moll			
4	5, Quintakkord	1		5		I – VI	I, III – VII	I, IV – VI	I, II, IV, V	
4	b5, Tritonus	1		b5		VII	II	II, VII	VI, VII	
5	dur, maj, j	1	3	5		I, IV, V	III, VI, VII	V, VI	IV, V	
6	übermässig, aug, +	1	3	#5				III	III	
7	sus2	1	2	5		I, II, IV, V, VI	I, III, IV, VI, VII	I, IV	I, IV, V	
8	sus4	1	4	5		I, II, III, V, VI	I, III, IV, V, VII	I, V	I, II, V	
9	moll, min, m, -	1	b3	5		II, III, VI	I, IV, V	I, IV	I, II	
10	vermindert, dim, °	1	b3	b5		VII	II	II, VII	VI, VII	
11	6	1	3	5	6	I, IV, V	III, VI, VII	VI	IV	
12	min6, m6	1	b3	5	6	II	IV	IV	I, II	
13	maj7, j7	1	3	5	j7	I, IV	III, VI	VI		
14	maj7#5, j7#5	1	3	#5	j7			III	III	
15	maj7b5, j7b5	1	3	b5	j7	IV	VI	VI	III	
16	7	1	3	5	b7	V	VII	V	IV, V	
17	7sus4	1	4	5	b7	II, III, V, VI	I, IV, V, VII	V	V	
18	7b5	1	3	b5	b7				IV	
19	7#5, +7	1	3	#5	b7			V	V	
20	min7, m7	1	b3	5	b7	II, III, VI	I, IV, V	IV	II	
21	m(maj7), m(j7)	1	b3	5	j7			I	I	
22	min7b5, m7b5, ø	1	b3	b5	b7	VII	II	II	VI, VII	
23	verm.7, dim7, ø7	1	b3	b5	bb7			VII		
24	add9	1	3	5	9	I, IV, V	III, VI, VII		IV, V	
25	min(add9), m(add9)	1	b3	5	9	II, VI	I, IV	I, IV	I	
26	6/9	1	3	5	6	9	I, IV, V	III, VI, VII	IV	
26	min6/9, m6/9	1	b3	5	6	9	II	IV	I	
27	maj9, j9, j7/9	1	3	5	j7	9	I, IV	III, VI		
28	9, 7/9	1	3	5	b7	9	V	VII	IV, V	
29	#9, 7#9	1	3	5	b7	#9				
29	#9#5, 7#9#5	1	3	#5	b7	#9				
30	b9, 7b9	1	3	5	b7	b9		V		
30	b9#5, 7b9#5	1	3	#5	b7	b9		V		
31	min9, m9, m7/9	1	b3	5	b7	9	II, VI	I, IV	IV	
31	m9b5, m7/9b5	1	b3	b5	b7	9		IV	VI	
32	min7b9, m7b9	1	b3	5	b7	b9	III	V	II	
32	m(maj7/9), m(maj9)	1	b3	5	j7	9		I	I	
33	maj9#11, j7/9#11	1	3	5	j7	9	#11	IV	VI	
33	maj7#11, j7#11	1	3	5	j7	#11	IV	VI	VI	
33	9#11, 7/9#11	1	3	5	b7	9	#11		IV	
34	9sus4, 11	1		5	b7	9	11	II, V, VI	I, IV, VII	V
35	m11, m9/11	1	b3	5	b7	9	11	II, VI	I, IV	
35	m7/11, m7add4	1	b3	5	b7	11		II, III, VI	I, IV, V	II
36	maj13#11, j13#11	1	3	5	j7	9	#11	13	IV	VI
36	maj7/13, maj7/6	1	3	5	j7	13		I, IV	III, VI	VI
37	7/13, 7/6	1	3	5	b7	13		V	VII	
38	7sus4/13, 7sus4/6	1	4	5	b7	13		V	VII	
39	13#11, 7#11/13	1	3	5	b7	9	#11	13		IV
39	maj9/13, maj13	1	3	5	j7	9	13	I, IV	III, VI	
40	13, 9/13	1	3	5	b7	9	13	V	VII	
41	13b9, 7b9/13	1	3	5	b7	b9	13			

5

(Quintakkord, Power Chord)

VII		II		IX		IV		XII		
		II		IX		IV		XI		
IV		XI		VII		II				

b5

(Tritonus)

VII		II		IX		IV		XII		
		I		VIII		III		X		

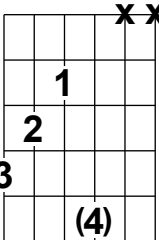
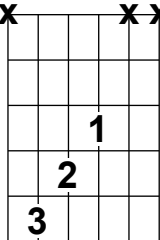
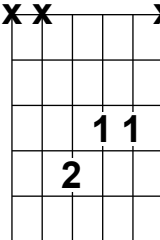

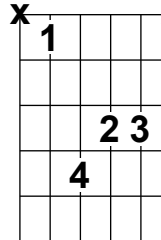
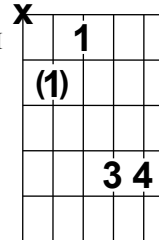

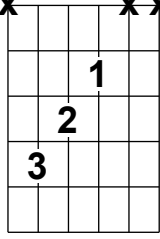
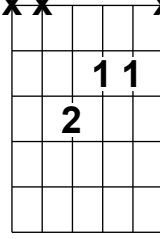
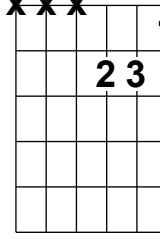
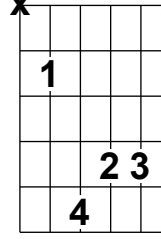
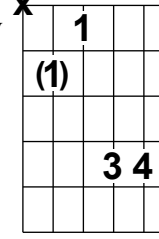

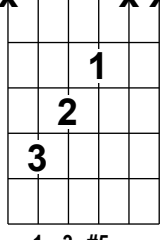
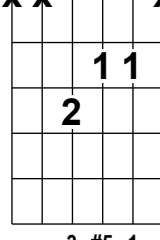
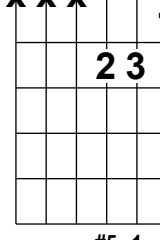
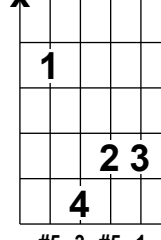
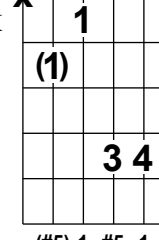

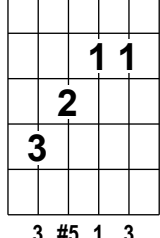
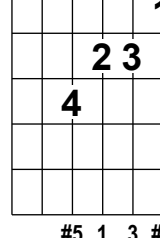

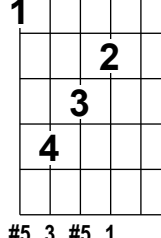
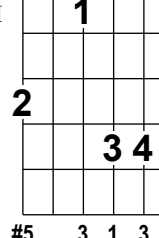
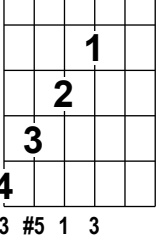
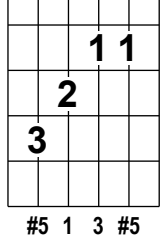
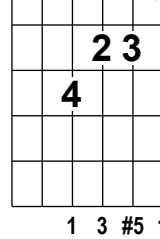
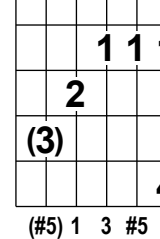
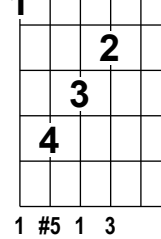
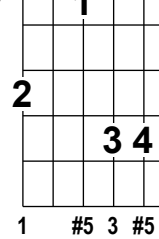

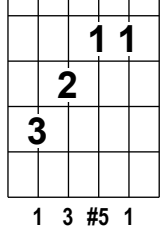
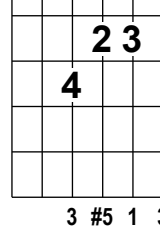
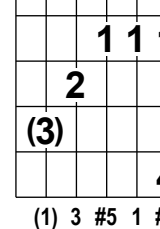
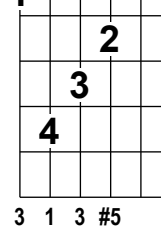
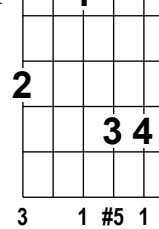
Dur

(in H)

IV		IV		IV		II		II (1)		IV	
IX		VIII		VII		VII		VI		VII	
XIII		XI		XI		XI		IX		XI	
IV		IV		II		IV		IV		IV	
VIII		VII		VII		VII		IX		IX	
XI		XI		XI		XI		II		I	

Übermässig

(in H)

V		IV		IV		III		II		I	
IX		VIII		VIII		VII		VI		V	
XIII		XII		XII		XI		X		IX	
IV		IV		II		IV		III		I	
VIII		VIII		VII		VIII		VII		V	
XII		XII		XI		XII		XI		IX	

sus2

(in H)

The following table lists the 24 chord diagrams shown in the image, organized by fret position (II, IV, VI, IX, XI) and voicing type (open, barre).

Fret	Diagram 1	Diagram 2	Diagram 3	Diagram 4	Diagram 5	Diagram 6
II	Diagram 1: 5 1 2	Diagram 2: 1 2 5	Diagram 3: 5 1 2	Diagram 4: 1 2 5	Diagram 5: (1) 1 5 1 2 5	Diagram 6: 5 2 5 1 2 5
IV	Diagram 7: 2 5 1	Diagram 8: 5 1 2	Diagram 9: 1 2 5	Diagram 10: 2 5 1	Diagram 11: 2 5 1 5 1 (2)	Diagram 12: 1 5 2 5
VI	Diagram 13: 5 1 2	Diagram 14: 1 2 5	Diagram 15: 2 5 1	Diagram 16: 5 1 2	Diagram 17: (2) 5 1 5 1 2	Diagram 18: 2 5 2 5 1 2
IX	Diagram 19: 2 5 1 2	Diagram 20: 5 1 2 5	Diagram 21: 1 2 5 1	Diagram 22: 1 2 5 2	Diagram 23: 5 5 1 2 5 (2)	Diagram 24: 2 5 1 5
XI	Diagram 25: 5 1 2 5	Diagram 26: 1 2 5 1	Diagram 27: 2 5 1 2	Diagram 28: 1 2 5 2	Diagram 29: 1 5 2 5 5 (1)	Diagram 30: 5 1 2 1 2
II	Diagram 31: 2 5 1 2 5	Diagram 32: 5 1 2 5	Diagram 33: 5 1 2 5	Diagram 34: 5 1 2 5	Diagram 35: 2 (1) 5 1 2	Diagram 36: 1 2 5 2
IV	Diagram 37: 2 5 1 2	Diagram 38: 5 1 2 5	Diagram 39: 1 2 5 1	Diagram 40: 1 2 5 2	Diagram 41: 5 5 1 2 5 (2)	Diagram 42: 2 5 1 5
VI	Diagram 43: 2 5 1 2	Diagram 44: 5 1 2 5	Diagram 45: 1 2 5 1	Diagram 46: 1 2 5 2	Diagram 47: 5 5 1 2 5	Diagram 48: 2 5 1 5
IX	Diagram 49: 5 1 2 5	Diagram 50: 1 2 5 1	Diagram 51: 2 5 1 2	Diagram 52: 1 2 5 2	Diagram 53: 1 5 2 5 5	Diagram 54: 5 1 2 1
XI	Diagram 55: 5 1 2 5	Diagram 56: 1 2 5 1	Diagram 57: 2 5 1 2	Diagram 58: 1 2 5 2	Diagram 59: 1 5 2 5 5	Diagram 60: 5 1 2 1

sus4

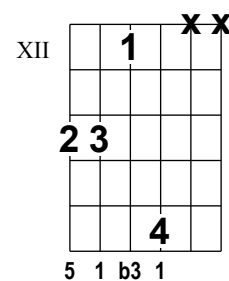
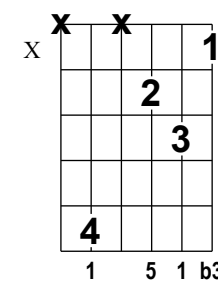
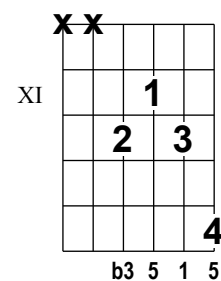
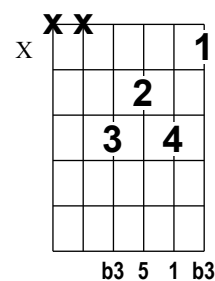
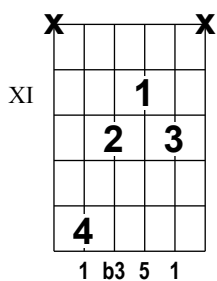
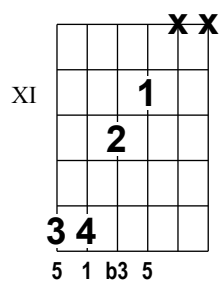
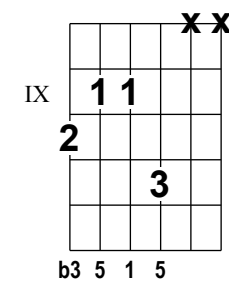
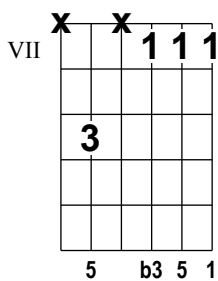
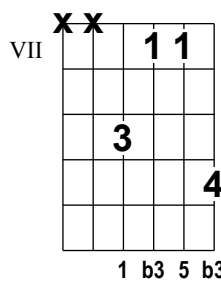
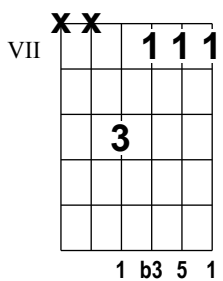
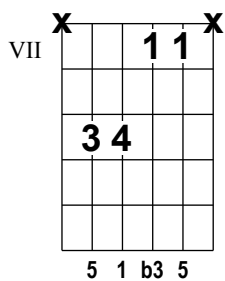
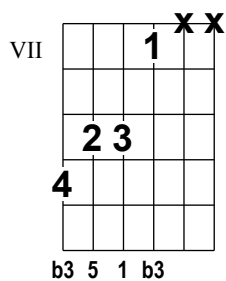
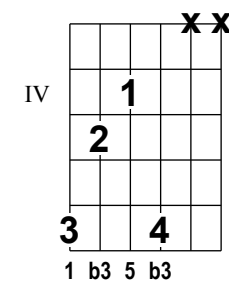
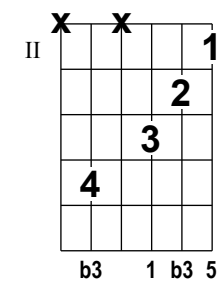
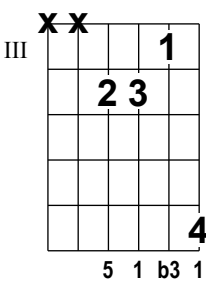
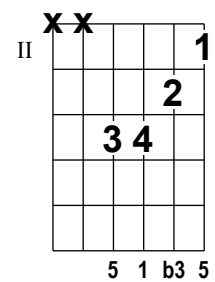
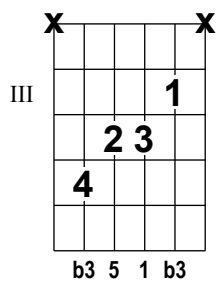
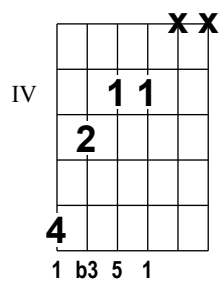
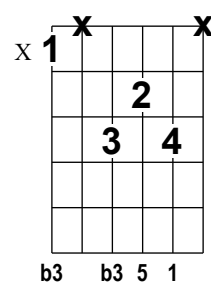
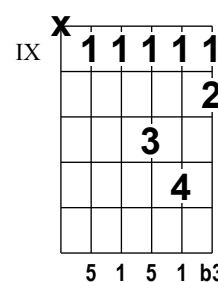
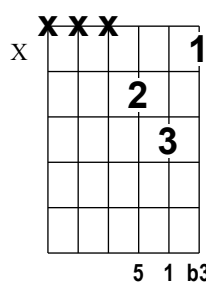
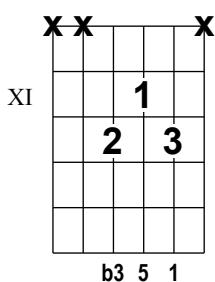
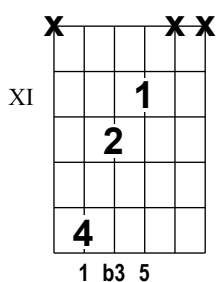
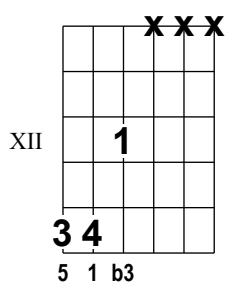
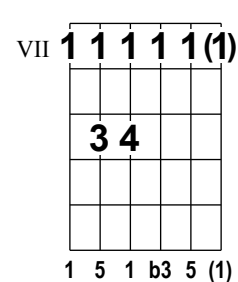
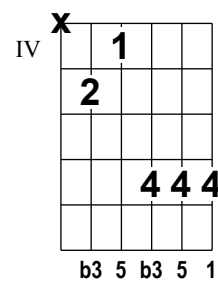
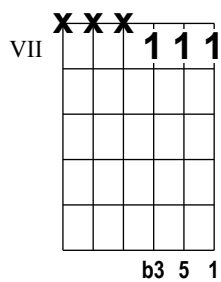
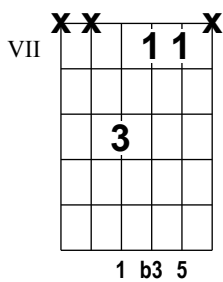
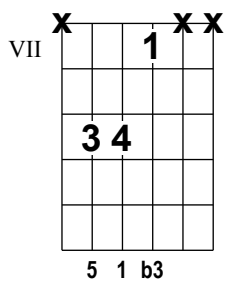
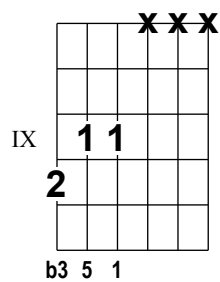
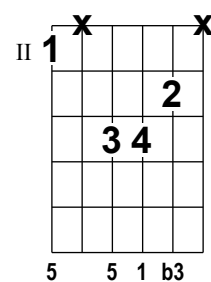
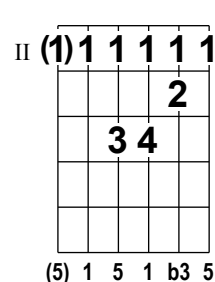
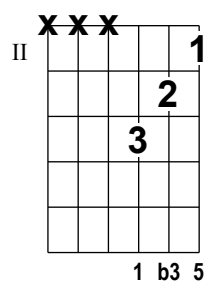
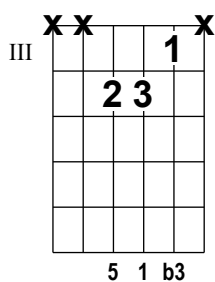
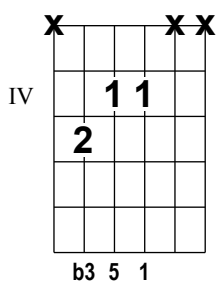
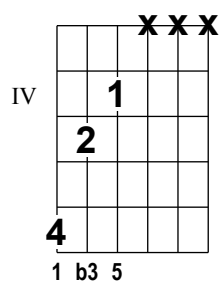
(in H)

The following table summarizes the 24 chord diagrams shown in the image, organized by their Roman numeral label and voicing number:

Diagram Label	Voicing	Fingering	Muting
IV	1	3 4	X X X
IV	1	4	X X X
IV	1	1 1 1 2	X X X
II	1	3 4	X X X
II	(1)	1 1 1 1 1 1	
II	1	2 3 4	
IX	1	1 1	X X X
IX	1	2 3 4	X X X
VII	1	3 4	X X X
VII	1	1 1	X X X
VII	(1)	1 1 1 1 1 1	
VII	1	2 3 4	
XIV	1	2 3 4	X X X
XI	1	3 4	X X X
XI	1	1 2	X X X
XI	1	2 2	X X X
IX	1	1 1 1 1 1	X X X
IX	1	2 3 4	X X X
IV	1	1 1	X X
IV	1	1 1 1 2	X X
II	1	2 3 4	X X
IV	1	1 1 1 1 2	X X
II	1	1 1 1 1 2	X X
IX	1	1 1 1	X X
VII	1	2 3 4	X X
VII	1	1 1	X X
IX	1	2 3	X X
IV	1	1	X X
VII	1	2 3	X X
XI	(2)	2 3 4	X X
XI	1	1 2	X X
XI	1	2 3	X X
XI	1	1 2	X X
IX	1	1	X X
IX	1	1 1	X X

Moll

(in H)



Vermindert

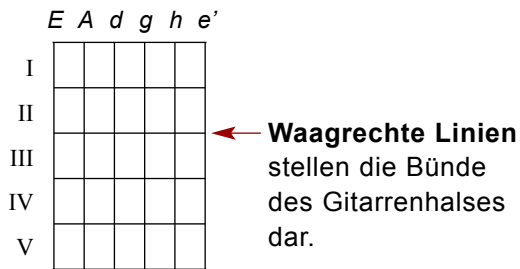
(in H)

III		III		III		I		II		I	
VIII		VII		VI		VI		V		V	
XII		X		X		X		VIII		VIII	
III		III		I		III		III		I	
VII		VI		VI		VI		VIII		VI	
X		X		X		X		XII		X	

**Bitte kaufe die Vollversion
von unserem Shop, um die
Seiten 11 - 41 anzuzeigen!**

www.guitar.ch

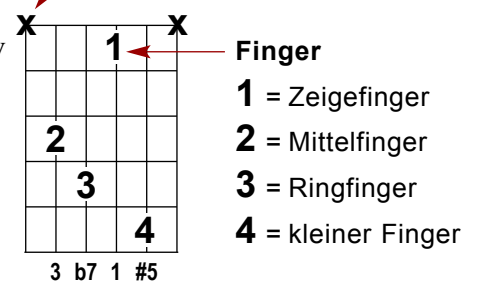
Akkorddiagramme



↑ **Senkrechte Linien** sind Gitarrensaiten. Das tiefe E befindet sich links, das hohe e' rechts.

Römische Zahlen → IV zeigen die Lage auf dem Hals an:
 I = 1. Bund
 II = 2.
 III = 3.
 IV = 4.
 V = 5.
 VI = 6.
 VII = 7.
 VIII = 8.
 IX = 9.
 X = 10.
 XI = 11.
 XII = 12.

Ein **X** bezeichnet eine Saite, die nicht gespielt werden darf.



Aufbau des Akkordes

- 1 = Grundton
- 2 = grosse Sekund
- b3 = kleine Terz
- 3 = grosse Terz
- 4 = reine Quarte
- b5 = verminderte Quinte
- 5 = reine Quinte
- #5 = übermässige Quinte
- 6 = reine Sexte
- bb7 = verminderte Septime
- b7 = kleine Septime
- j7 = grosse Septime
- b9 = kleine None
- 9 = grosse None
- #9 = übermässige None
- 11 = reine Undezime
- #11 = übermässige Undezime
- b13 = kleine Terzdezime
- 13 = grosse Terzdezime

Transponiertabelle

Fast alle Gitarrengriffe in diesem Buch enthalten keine Leersaiten. So können sie zu jeder beliebigen Position auf dem Gitarrenhals verschoben werden. Um die Akkorde in andere Tonarten zu transponieren, verschiebe sie entlang dem Hals entweder aufwärts (+) oder abwärts (-) wie in der Tabelle angegeben:

C	C# Db	D	D# Eb	E	F	F# Gb	G	G# Ab	A	A# Bb	H	C	C# Db	D	D# Eb	E	F	F# Gb	G	G# Ab	A	A# Bb
-11	-10	-9	-8	-7	-6	-5	-4	-3	-2	-1	0	+1	+2	+3	+4	+5	+6	+7	+8	+9	+10	+11

Weitere Publikationen

Ebenfalls erhältlich von www.guitar.ch

- Guitar Lovers Akkiordindex mit anderen Grundtönen
- Guitar Lovers Handbuch Akkorde, Tonleitern, Arpeggios
- Guitar Lovers Studien Theorie, Stimmungen, Übungen
- Guitar Lovers Licks Pentatonische und modale Licks
- Guitar Lovers Jamtracks Stücke mit Begleitmusik zum Solieren
- Guitar Lovers Notenpapier Leere Notenblätter und Tabulaturen zum Ausdrucken
- Guitar Lovers Notenbücher Sammlungen von Stücken als PDF mit Ton

Klicke hier, um den [Guitar Lovers Shop](#) für weitere Informationen zu besuchen

Seitenindex

1 AkkordIndex	28 9
2 Akkordfamilien	29 7#9
3 Akkordformel	29 7#9#5
	30 7b9
4 Quintakkord	30 7b9#5
4 Tritonus	31 m9
5 Dur	31 m9b5
6 Übermässig	32 m7b9
7 sus2	32 m(maj9)
8 sus4	33 maj7#11
9 Moll	33 maj9#11
10 Vermindert	33 9#11
11 6	34 9sus4
12 m6	35 m11
13 maj7	35 m7/11
14 maj7#5	36 maj13#11
15 maj7b5	36 maj7/6
16 7	37 7/6
17 7sus4	38 7sus4/6
18 7b5	39 13#11
19 7#5	39 maj9/13
20 m7	40 13
21 m(maj7)	41 13b9
22 m7b5	
23 dim7	42 Akkorddiagramme
24 add9	42 Transponiertabelle
25 m(add9)	
26 6/9	
26 m6/9	43 Weitere Publikationen
27 maj9	44 Seitenindex

Dies ist eine Demo-Version

Die Seiten 11 - 41 sind nur in der Vollversion enthalten, die im Guitar Lovers Shop erhältlich ist.