



Demo-Version
Benötigt Adobe Reader oder PDF
Expert, um Audio abzuspielen.

Guitar Lovers

AkkordIndex

Grundton A#/Bb

*zusammengestellt
von
Thomas Schilling*

Akkordfamilien

Dur	5, Quintakkord	4	Dominantsept	7	16
	dur, maj, j	5		7sus4	17
	6	11		7b5	18
	maj7, j7	13		7#5, +7	19
	maj7#5, j7#5	14		9, 7/9	28
	maj7b5, j7b5	15		#9, 7#9	29
	add9	24		#9#5, 7#9#5	29
	6/9	26		b9, 7b9	30
	maj9, j9, j7/9	27		b9#5, 7b9#5	30
	maj9#11, j9#11	33		9#11, 7/9#11	33
	maj7#11, j7#11	33		9sus4, 11	34
	maj13#11, j13#11	36		7/13, 7/6	37
	maj7/13, j7/13, j7/6	36		7sus4/13, 7sus4/6	38
	maj9/13, maj13, j9/6	39		13#11, 7#11/13	39
				13, 9/13	40
				13b9, b9/6, 7b9/13	41
Moll	moll, min, -	9	Suspended	sus2	7
	min6, m6	12		sus4	8
	min7, m7	20	Vermindert	b5, Tritonus	4
	min(maj7), m(maj7)	21		vermindert, dim, °	10
	min7b5, m7b5, ø	22		verm.7, dim7, °7	23
	min(add9), m(add9)	25	Übermässig	übermässig, aug, +	6
	min6/9, m6/9	26	Hilfe	Akkorddiagramme	42
	min9, m9, m7/9	31		Transponiertabelle	42
	m9b5, m7/9b5	31	Dies ist eine Demo-Version	Weitere Publikationen	43
	min7b9, m7b9	32	Die Seiten 11 - 41 sind nur in der	Seitenindex	44
	m(maj7/9), m(maj9)	32	Vollversion enthalten, die im		
	m11, m9/11	35	Guitar Lovers Shop erhältlich ist.		
	m7/11, m7add4	35			

Eine Anleitung zum Lesen der Akkorddiagramme und zum Transponieren der Akkorde in andere Tonarten befindet sich auf der Hilfe-Seite dieses Buches.

Akkordformel

Seite	Name	enthaltene Intervalle		Nummer der Stufe in:		Har. Moll	Mel. Moll
				Dur	Moll		
4	5, Quintakkord	1	5	I – VI	I, III – VII	I, IV – VI	I, II, IV, V
4	b5, Tritonus	1	b5	VII	II	II, VII	VI, VII
5	dur, maj, j	1	3 5	I, IV, V	III, VI, VII	V, VI	IV, V
6	übermäßig, aug, +	1	3 #5			III	III
7	sus2	1	2 5	I, II, IV, V, VI	I, III, IV, VI, VII	I, IV	I, IV, V
8	sus4	1	4 5	I, II, III, V, VI	I, III, IV, V, VII	I, V	I, II, V
9	moll, min, m, -	1	b3 5	II, III, VI	I, IV, V	I, IV	I, II
10	vermindert, dim, °	1	b3 b5	VII	II	II, VII	VI, VII
11	6	1	3 5 6	I, IV, V	III, VI, VII	VI	IV
12	min6, m6	1	b3 5 6	II	IV	IV	I, II
13	maj7, j7	1	3 5 j7	I, IV	III, VI	VI	
14	maj7#5, j7#5	1	3 #5 j7			III	III
15	maj7b5, j7b5	1	3 b5 j7	IV	VI	VI	III
16	7	1	3 5 b7	V	VII	V	IV, V
17	7sus4	1	4 5 b7	II, III, V, VI	I, IV, V, VII	V	V
18	7b5	1	3 b5 b7				IV
19	7#5, +7	1	3 #5 b7			V	V
20	min7, m7	1	b3 5 b7	II, III, VI	I, IV, V	IV	II
21	m(maj7), m(j7)	1	b3 5 j7			I	I
22	min7b5, m7b5, ø	1	b3 b5 b7	VII	II	II	VI, VII
23	verm.7, dim7, ø7	1	b3 b5 bb7			VII	
24	add9	1	3 5 9	I, IV, V	III, VI, VII		IV, V
25	min(add9), m(add9)	1	b3 5 9	II, VI	I, IV	I, IV	I
26	6/9	1	3 5 6 9	I, IV, V	III, VI, VII		IV
26	min6/9, m6/9	1	b3 5 6 9	II	IV	IV	I
27	maj9, j9, j7/9	1	3 5 j7 9	I, IV	III, VI		
28	9, 7/9	1	3 5 b7 9	V	VII		IV, V
29	#9, 7#9	1	3 5 b7 #9				
29	#9#5, 7#9#5	1	3 #5 b7 #9				
30	b9, 7b9	1	3 5 b7 b9			V	
30	b9#5, 7b9#5	1	3 #5 b7 b9			V	
31	min9, m9, m7/9	1	b3 5 b7 9	II, VI	I, IV	IV	
31	m9b5, m7/9b5	1	b3 b5 b7 9			IV	VI
32	min7b9, m7b9	1	b3 5 b7 b9	III	V		II
32	m(maj7/9), m(maj9)	1	b3 5 j7 9			I	I
33	maj9#11, j7/9#11	1	3 5 j7 9 #11	IV	VI		
33	maj7#11, j7#11	1	3 5 j7 #11	IV	VI	VI	
33	9#11, 7/9#11	1	3 5 b7 9 #11				IV
34	9sus4, 11	1	5 b7 9 11	II, V, VI	I, IV, VII		V
35	m11, m9/11	1	b3 5 b7 9 11	II, VI	I, IV		
35	m7/11, m7add4	1	b3 5 b7 11	II, III, VI	I, IV, V		II
36	maj13#11, j13#11	1	3 5 j7 9 #11 13	IV	VI		
36	maj7/13, maj7/6	1	3 5 j7 13	I, IV	III, VI	VI	
37	7/13, 7/6	1	3 5 b7 13	V	VII		
38	7sus4/13, 7sus4/6	1	4 5 b7 13	V	VII		
39	13#11, 7#11/13	1	3 5 b7 9 #11 13				IV
39	maj9/13, maj13	1	3 5 j7 9 13	I, IV	III, VI		
40	13, 9/13	1	3 5 b7 9 13	V	VII		
41	13b9, 7b9/13	1	3 5 b7 b9 13				

5

(Quintakkord, Power Chord)

VI		I		VIII		III		XI		
	I		VIII		III		X			
III		X		VI		I				

b5

(Tritonus)

VI		I		VIII		III		XI		
	XII		VII		II		IX			

Dur

(in A#/Bb)

The following table lists the 30 chord diagrams shown in the image, organized by row and column. Each diagram is identified by a Roman numeral and includes its specific fingering and barred strings.

Diagram	Position	Fingering	Barred Strings
1	III	1 3 5	4 5 6
2	III	3 5 1	4 5 6
3	III	5 1 3	4 5 6
4	I	1 3 5	4 5 6
5	I	(1) 1 1 1 1 1	4 5 6
6	III	3 1 5 1	4 5
7	VIII	3 5 1	4 5 6
8	VII	5 1 3	4 5 6
9	VI	1 3 5	4 5 6
10	VI	3 5 1	4 5 6
11	V	3 3 5 1	4 5 6
12	VI	1 5 1 3 5 1	4 5 6
13	XII	5 1 3	4 5 6
14	X	1 3 5	4 5 6
15	X	3 5 1	4 5 6
16	X	5 1 3	4 5 6
17	VIII	5 1 5 1 3	4 5 6
18	X	3 1 3 5 1 3	4 5 6
19	III	1 3 5 1	4 5 6
20	III	3 5 1 3	4 5 6
21	I	5 1 3 5	4 5 6
22	III	(3) 5 1 3 1	4 5 6
23	III	1 3 5 1 3 1	4 5 6
24	III	1 3 5 3	4 5 6
25	VII	3 5 1 3	4 5 6
26	VI	5 1 3 5	4 5 6
27	VI	1 3 5 1	4 5 6
28	VI	1 3 5 3	4 5 6
29	VIII	3 1 5 1	4 5 6
30	VIII	3 5 1 5	4 5 6
31	X	5 1 3 5	4 5 6
32	X	1 3 5 1	4 5 6
33	X	3 5 1 3	4 5 6
34	X	3 5 1 5	4 5 6
35	I	5 3 5 1	4 5 6
36	XII	5 1 3 1	4 5 6

Übermäßig

(in A#/Bb)

IV	III	III	II	I	I
VIII	VII	VII	VI	V	IV
XII	XI	XI	X	IX	VIII
III	III	II	III	II	II
VII	VII	VI	VII	VI	IV
XI	XI	X	XI	X	VIII

sus2

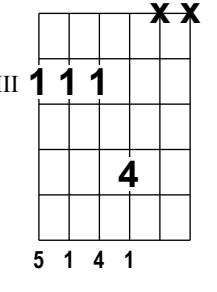
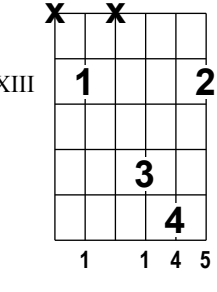
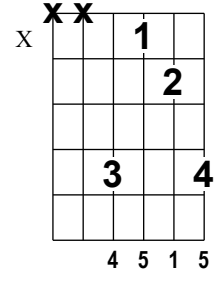
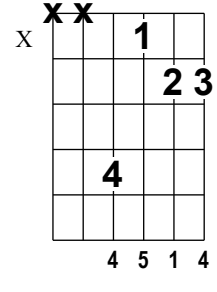
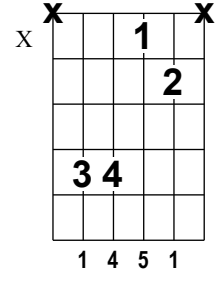
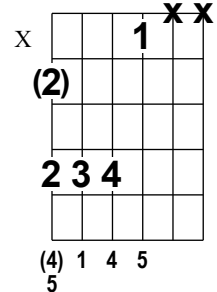
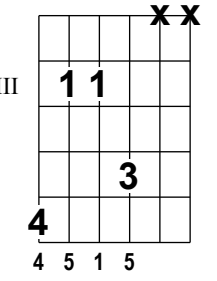
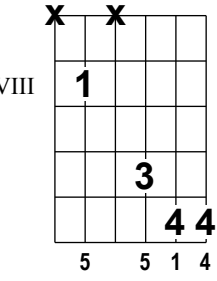
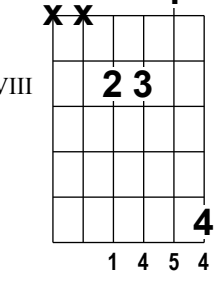
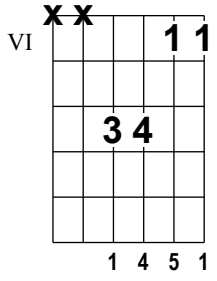
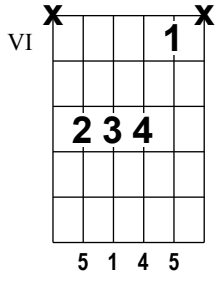
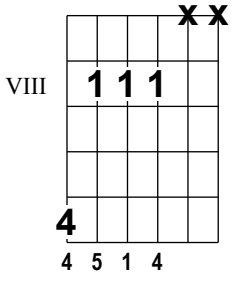
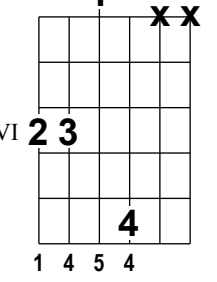
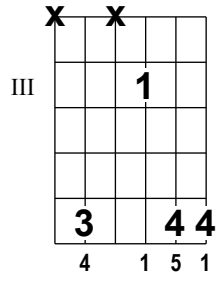
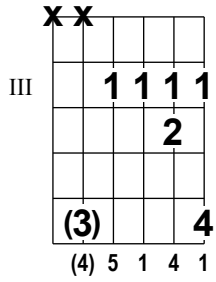
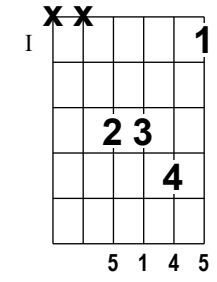
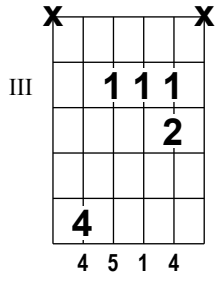
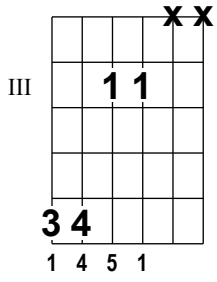
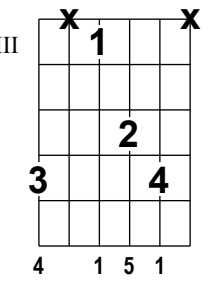
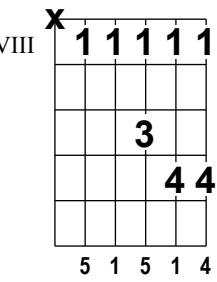
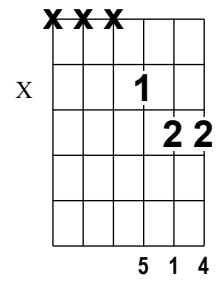
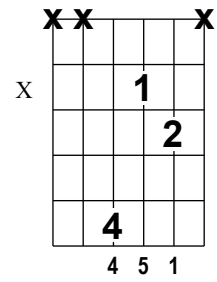
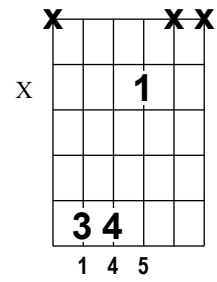
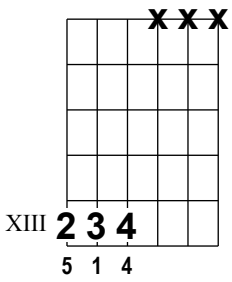
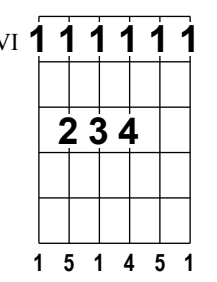
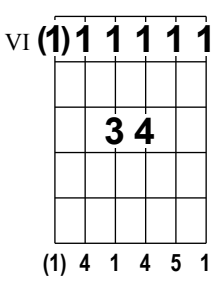
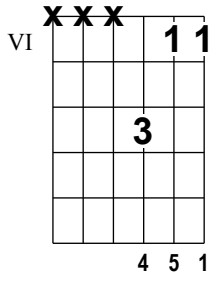
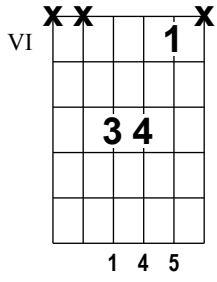
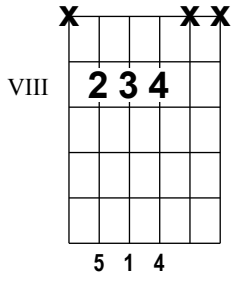
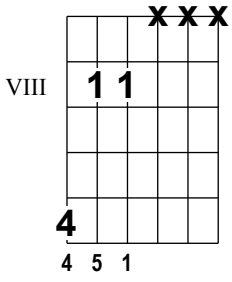
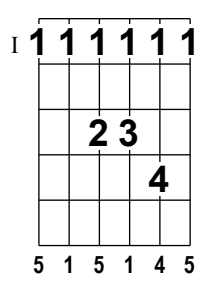
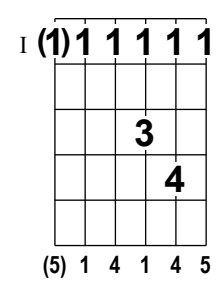
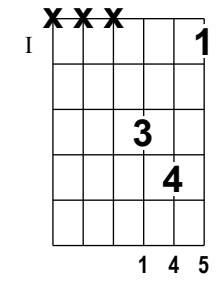
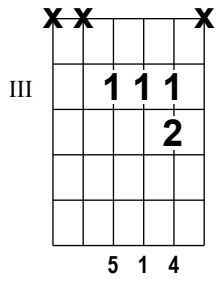
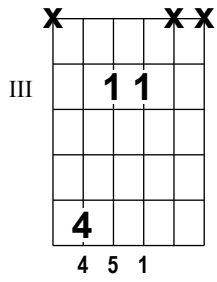
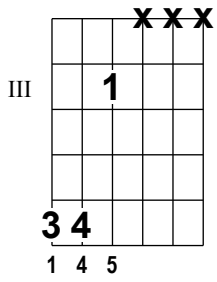
(in A#/Bb)

The following table lists the 24 chord diagrams shown in the image, organized by row and column. Each diagram includes a Roman numeral, a 6-string fretboard with fingerings and muting positions, and a sequence of numbers representing the string order.

Diagram	Diagram 1	Diagram 2	Diagram 3	Diagram 4	Diagram 5	Diagram 6
III	III 1 1 4 1 2 5	III 1 1 1 2 5 1	I 1 3 4 5 1 2	I 1 1 3 1 2 5	I (1) 1 1 1 1 1 3 4 (5) 1 5 1 2 5	I 1 1 1 1 1 2 3 4 5 2 5 1 2 5
VIII	VIII 2 3 4 2 5 1	V 1 3 4 5 1 2	V 1 2 4 1 2 5	V 1 2 2 2 5 1	III 1 1 1 1 1 (3) 4 4 2 5 1 5 1 (2)	III 1 2 3 4 1 5 2 5
X	X 1 3 4 5 1 2	X 1 1 4 1 2 5	X 1 1 1 2 2 5 1	VIII 1 3 4 5 1 2	VIII (1) 1 1 1 1 1 3 4 (2) 5 1 5 1 2	VIII 1 1 1 1 1 2 3 4 2 5 2 5 1 2
III	III 1 1 1 4 1 2 5 1	I 1 2 3 4 2 5 1 2	I 1 1 3 4 5 1 2 5	III 1 2(3) 4 5 (1) 2 1	III 1 (2) 3 4 4 2 (1) 5 1 2	III 1 1 3 4 1 2 5 2
V	V 1 2 3 4 2 5 1 2	V 1 2 3 4 5 1 2 5	V 1 2 3 4 1 2 5 1	V 1 2 3 4 1 2 5 2	VIII 1 2 3 4 5 5 1 2	VIII 1 1 1 3 2 5 1 5
X	X 1 1 3 4 5 1 2 5	X 1 1 2 4 1 2 5 1	VIII 1 2 3 4 2 5 1 2	X 1 1 1 1 2 (3) 4 (1) 2 5 1 5	X 1 3 4 4 1 5 2 5	XIII 1 2 3 4 5 1 2 1

sus4

(in A#/Bb)



Moll

(in A#/Bb)

The following table lists the 30 chord diagrams shown in the image, organized by row and column. Each diagram includes a fretboard with fingerings and 'X' marks, and a sequence of notes below it.

Diagram	Fingerings	Notes
III	1 2 4	1 b3 5
III	1 2	b3 5 1
II	1 2 3	5 1 b3
I	1 2 3	1 b3 5
I	(1) 1 1 1 1 1	(5) 1 5 1 b3 5
I	1 2 3 4	5 5 1 b3
VIII	1 1 2	b3 5 1
VI	1 3 4	5 1 b3
VI	1 1 3	1 b3 5
VI	1 1 1	b3 5 1
III	1 2 4 4 4	b3 5 b3 5 1
VI	1 1 1 1 1 (1)	1 5 1 b3 5 (1)
XI	1 3 4	5 1 b3
X	1 2 4	1 b3 5
X	1 2 3	b3 5 1
IX	1 2 3	5 1 b3
VIII	1 1 1 1 1 2	5 1 5 1 b3
IX	1 2 3 4	b3 b3 5 1
III	1 1 2 4	1 b3 5 1
II	1 2 3 4	b3 5 1 b3
I	1 2 3 4	5 1 b3 5
II	1 2 3 4	5 1 b3 1
I	1 2 3 4	b3 1 b3 5
III	1 2 3 4	1 b3 5 b3
VI	1 2 3 4	b3 5 1 b3
VI	1 1 3 4	5 1 b3 5
VI	1 1 1 3	1 b3 5 1
VI	1 1 3 4	1 b3 5 b3
VI	1 3 4	5 b3 5 1
VIII	1 1 2 3	b3 5 1 5
X	1 2 3 4	5 1 b3 5
X	1 2 3 4	1 b3 5 1
IX	1 2 3 4	b3 5 1 b3
X	1 2 3 4	b3 5 1 5
IX	1 2 3 4	1 5 1 b3
XI	1 2 3 4	5 1 b3 1

Vermindert

(in A#/Bb)

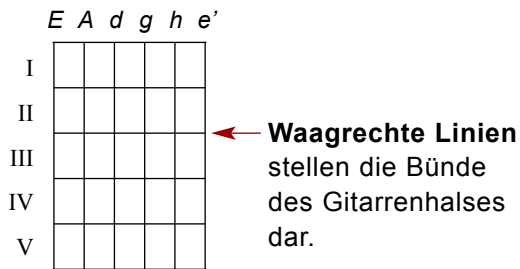
The following table summarizes the chord diagrams and their intervallic structures:

Diagram #	Chord Name	Intervallic Structure
1	II	1 b3 b5
2	II	b3 b5 1
3	II	b5 1 b3
4	II	1 b3 b5
5	I	1 b5 1 b3
6	I	1 1 b3 b5
7	VII	b3 b5 1
8	VI	b5 1 b3
9	V	1 b3 b5
10	V	b3 b5 1
11	IV	b3 1 b3 b5
12	IV	b3 b3 b5 1
13	XI	b5 1 b3
14	IX	1 b3 b5
15	IX	b3 b5 1
16	IX	b5 1 b3
17	VII	b5 b3 b5 1
18	VII	b5 (1) b5 1 b3
19	II	1 b3 b5 1
20	II	b3 b5 1 b3 (b5)
21	II	b5 1 b3 b5
22	II	b5 1 b3 1
23	I	1 b3 b5 b3
24	I	b5 (1) b5 1 b3
25	VI	b3 b5 1 b3
26	V	b5 1 b3 b5
27	V	1 b3 b5 1
28	V	1 b3 b5 b3
29	VII	b3 b5 1 b5
30	V	1 1 b3 b5
31	IX	b5 1 b3 b5
32	IX	1 b3 b5 1
33	IX	b3 b5 1 b3
34	IX	b3 b5 1 b5
35	XI	b5 1 b3 1
36	IX	b3 b3 b5 1

**Bitte kaufe die Vollversion
von unserem Shop, um die
Seiten 11 - 41 anzuzeigen!**

www.guitar.ch

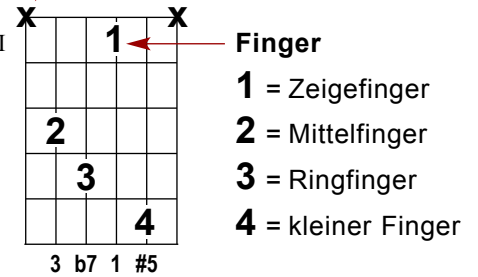
Akkorddiagramme



↑ **Senkrechte Linien** sind Gitarrensaiten. Das tiefe E befindet sich links, das hohe e' rechts.

Römische Zahlen → III zeigen die Lage auf dem Hals an:
 I = 1. Bund
 II = 2.
 III = 3.
 IV = 4.
 V = 5.
 VI = 6.
 VII = 7.
 VIII = 8.
 IX = 9.
 X = 10.
 XI = 11.
 XII = 12.

Ein **X** bezeichnet eine Saite, die nicht gespielt werden darf.



Aufbau des Akkordes

- 1 = Grundton
- 2 = große Sekund
- b3 = kleine Terz
- 3 = große Terz
- 4 = reine Quarte
- b5 = verminderte Quinte
- 5 = reine Quinte
- #5 = übermäßige Quinte
- 6 = reine Sexte
- bb7 = verminderte Septime
- b7 = kleine Septime
- j7 = große Septime
- b9 = kleine None
- 9 = große None
- #9 = übermäßige None
- 11 = reine Undezime
- #11 = übermäßige Undezime
- b13 = kleine Terzdezime
- 13 = große Terzdezime

Transponiertabelle

Fast alle Gitarrengriffe in diesem Buch enthalten keine Leersaiten. So können sie zu jeder beliebigen Position auf dem Gitarrenhals verschoben werden. Um die Akkorde in andere Tonarten als A#/Bb zu transponieren, verschiebe sie entlang dem Hals entweder aufwärts (+) oder abwärts (-) wie in der Tabelle angegeben:

H	C	C# Db	D	D# Eb	E	F	F# Gb	G	G# Ab	A	A# Bb	H	C	C# Db	D	D# Eb	E	F	F# Gb	G	G# Ab	A
-11	-10	-9	-8	-7	-6	-5	-4	-3	-2	-1	0	+1	+2	+3	+4	+5	+6	+7	+8	+9	+10	+11

Weitere Publikationen

Ebenfalls erhältlich von www.guitar.ch

- Guitar Lovers Akkiordindex mit anderen Grundtönen
- Guitar Lovers Handbuch Akkorde, Tonleitern, Arpeggios
- Guitar Lovers Studien Theorie, Stimmungen, Übungen
- Guitar Lovers Licks Pentatonische und modale Licks
- Guitar Lovers Jamtracks Stücke mit Begleitmusik zum Solieren
- Guitar Lovers Notenpapier Leere Notenblätter und Tabulaturen zum Ausdrucken
- Guitar Lovers Notenbücher Sammlungen von Stücken als PDF mit Ton

Klicke hier, um den [Guitar Lovers Shop](#) für weitere Informationen zu besuchen

Seitenindex

1 AkkordIndex	28 9
2 Akkordfamilien	29 7#9
3 Akkordformel	29 7#9#5
	30 7b9
4 Quintakkord	30 7b9#5
4 Tritonus	31 m9
5 Dur	31 m9b5
6 Übermäßig	32 m7b9
7 sus2	32 m(maj9)
8 sus4	33 maj7#11
9 Moll	33 maj9#11
10 Vermindert	33 9#11
11 6	34 9sus4
12 m6	35 m11
13 maj7	35 m7/11
14 maj7#5	36 maj13#11
15 maj7b5	36 maj7/6
16 7	37 7/6
17 7sus4	38 7sus4/6
18 7b5	39 13#11
19 7#5	39 maj9/13
20 m7	40 13
21 m(maj7)	41 13b9
22 m7b5	
23 dim7	42 Akkorddiagramme
24 add9	42 Transponiertabelle
25 m(add9)	
26 6/9	
26 m6/9	43 Weitere Publikationen
27 maj9	44 Seitenindex

Dies ist eine Demo-Version

Die Seiten 11 - 41 sind nur in der Vollversion enthalten, die im Guitar Lovers Shop erhältlich ist.