



**Demo Version**  
*Requires Adobe Reader or  
PDF Expert to play audio*

*Guitar Lovers*

# *Chord Finder*

*Root D*

*edited  
by  
Thomas Schilling*

# Chord Types

<b>Major</b>	5, power chord	4	<b>Dominant</b>	7	16
	major, maj, j	5		7sus4	17
	6	11		7b5	18
	maj7, j7	13		7#5, +7	19
	maj7#5, j7#5	14		9, 7/9	28
	maj7b5, j7b5	15		#9, 7#9	29
	add9	24		#9#5, 7#9#5	29
	6/9	26		b9, 7b9	30
	maj9, j9, j7/9	27		b9#5, 7b9#5	30
	maj9#11, j7/9#11	33		9#11, 7/9#11	33
	maj7#11, j7#11	33		9sus4, 11	34
	maj13#11, j13#11	36		7/13, 7/6	37
	maj7/13, j7/13, j7/6	36		7sus4/13, 7sus4/6	38
	maj9/13, maj13, j9/6	39		13#11, 7#11/13	39
				13, 9/13	40
				13b9, b9/6, 7b9/13	41
<b>Minor</b>	minor, min, -	9	<b>Suspended</b>	sus2	7
	min6, m6	12		sus4	8
	min7, m7	20	<b>Diminished</b>	b5, tritone	4
	min(maj7), m(maj7)	21		diminished, dim, <sup>o</sup>	10
	min7b5, m7b5, $\emptyset$	22		diminished 7, dim7, <sup>o7</sup>	23
	min(add9), m(add9)	25	<b>Augmented</b>	augmented, aug, <sup>+</sup>	6
	min6/9, m6/9	26	<b>Help</b>	Chord Grids Explained	42
	min9, m9, m7/9	31		Transposing Table	42
	m9b5, m7/9b5	31			
	min7b9, m7b9	32			
	m(maj7/9), m(maj9)	32			
	m11, m9/11	35			
	m7/11, m7add4	35			
<b>This is a demo version</b>			<b>Other Publications</b>		43
To view and print pages 11 - 41,			<b>Page Index</b>		44
please get the full version from					
the Guitar Lovers shop.					

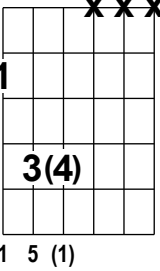
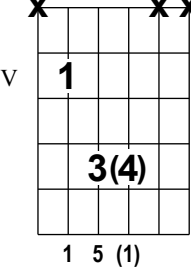
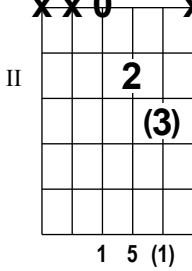



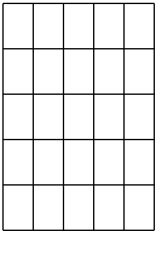
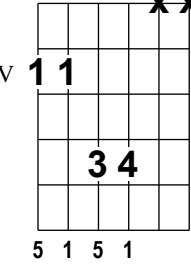
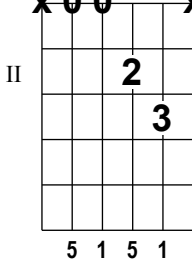
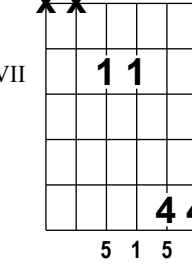
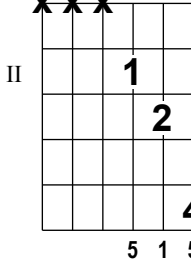
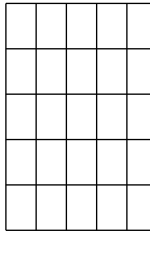
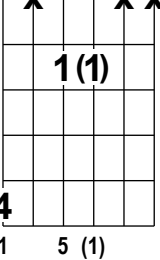
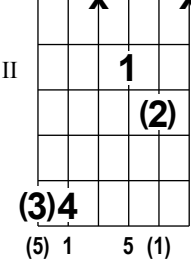
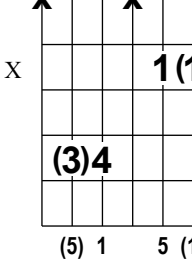
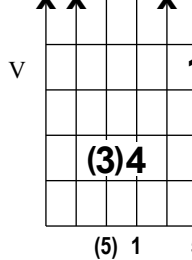
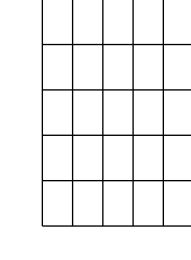
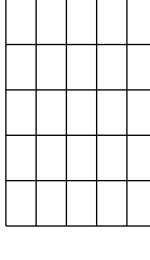
*Please refer to the Help page for a guide on how to read the chord grids and how to transpose to other keys.*

# Chord Formula

Page	Name	Contained Intervals				Number of Scale Degree in:		Har. Min.	Mel. Min.		
						Major	Minor				
4	5, power chord	1		5		I – VI	I, III – VII	I, IV – VI	I, II, IV, V		
4	b5, tritone	1		b5		VII	II	II, VII	VI, VII		
5	major, maj, j	1	3	5		I, IV, V	III, VI, VII	V, VI	IV, V		
6	augmented, aug, +	1	3	#5				III	III		
7	sus2	1	2	5		I, II, IV, V, VI	I, III, IV, VI, VII	I, IV	I, IV, V		
8	sus4	1	4	5		I, II, III, V, VI	I, III, IV, V, VII	I, V	I, II, V		
9	minor, min, m, -	1	b3	5		II, III, VI	I, IV, V	I, IV	I, II		
10	diminished, dim, °	1	b3	b5		VII	II	II, VII	VI, VII		
11	6	1	3	5	6	I, IV, V	III, VI, VII	VI	IV		
12	min6, m6	1	b3	5	6	II	IV	IV	I, II		
13	maj7, j7	1	3	5	j7	I, IV	III, VI	VI			
14	maj7#5, j7#5	1	3	#5	j7			III	III		
15	maj7b5, j7b5	1	3	b5	j7	IV	VI	VI	III		
16	7	1	3	5	b7	V	VII	V	IV, V		
17	7sus4	1	4	5	b7	II, III, V, VI	I, IV, V, VII	V	V		
18	7b5	1	3	b5	b7				IV		
19	7#5, aug7, +7	1	3	#5	b7			V	V		
20	min7, m7	1	b3	5	b7	II, III, VI	I, IV, V	IV	II		
21	m(maj7), m(j7)	1	b3	5	j7			I	I		
22	min7b5, m7b5, ø	1	b3	b5	b7	VII	II	II	VI, VII		
23	dim7, ø7	1	b3	b5	bb7			VII			
24	add9	1	3	5	9	I, IV, V	III, VI, VII		IV, V		
25	min(add9), m(add9)	1	b3	5	9	II, VI	I, IV	I, IV	I		
26	6/9	1	3	5	6	9	I, IV, V	III, VI, VII		IV	
26	min6/9, m6/9	1	b3	5	6	9	II	IV	IV	I	
27	maj9, j9, j7/9	1	3	5	j7	9	I, IV	III, VI			
28	9, 7/9	1	3	5	b7	9	V	VII		IV, V	
29	#9, 7#9	1	3	5	b7	#9					
29	#9#5, 7#9#5	1	3	#5	b7	#9					
30	b9, 7b9	1	3	5	b7	b9		V			
30	b9#5, 7b9#5	1	3	#5	b7	b9		V			
31	min9, m9, m7/9	1	b3	5	b7	9	II, VI	I, IV	IV		
31	m9b5, m7/9b5	1	b3	b5	b7	9		IV	VI		
32	min7b9, m7b9	1	b3	5	b7	b9	III	V		II	
32	m(maj7/9), m(maj9)	1	b3	5	j7	9			I	I	
33	maj9#11, j7/9#11	1	3	5	j7	9	#11	IV	VI		
33	maj7#11, j7#11	1	3	5	j7	#11	IV	VI	VI		
33	9#11, 7/9#11	1	3	5	b7	9	#11			IV	
34	9sus4, 11	1		5	b7	9	11	II, V, VI	I, IV, VII		V
35	m11, m9/11	1	b3	5	b7	9	11	II, VI	I, IV		
35	m7/11, m7add4	1	b3	5	b7	11		II, III, VI	I, IV, V		II
36	maj13#11, j13#11	1	3	5	j7	9	#11	13	IV	VI	
36	maj7/13, maj7/6	1	3	5	j7	13		I, IV	III, VI	VI	
37	7/13, 7/6	1	3	5	b7	13		V	VII		
38	7sus4/13, 7sus4/6	1	4	5	b7	13		V	VII		
39	13#11, 7#11/13	1	3	5	b7	9	#11	13			IV
39	maj9/13, maj13	1	3	5	j7	9	13	I, IV	III, VI		
40	13, 9/13	1	3	5	b7	9	13	V	VII		
41	13b9, 7b9/13	1	3	5	b7	b9	13				

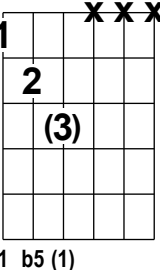
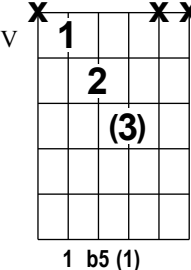
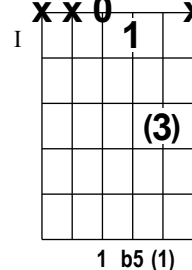
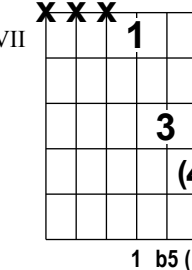
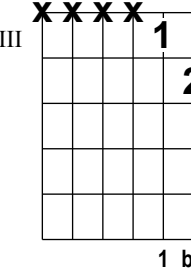

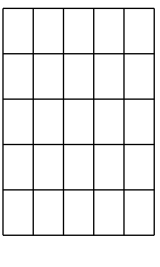
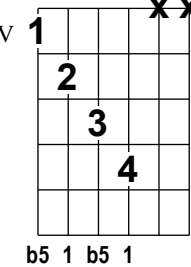
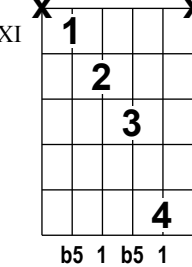
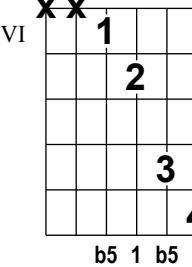
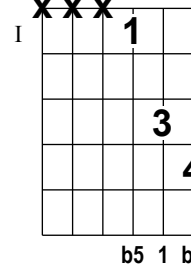

## 5

(Power Chord in D)

X		V		II		VII		III		
	V		II		VII		II			
VII		II		X		V				

## b5

(Tritone in D)

X		V		I		VII		III		
	IV		XI		VI		I			

## Major

(in D)

IV		II		II		II		II		II	
VII		VII		VII		V		V		VII	
XII		XI		X		X		IX		X	
II		II		II		II		II		II	
VII		VII		V		VII		V		IV	
XI		X		X		X		VII		VII	

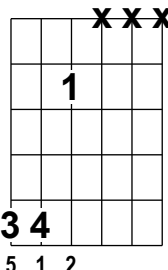
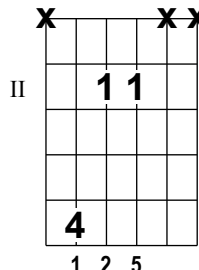
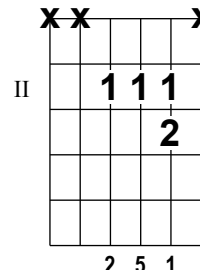
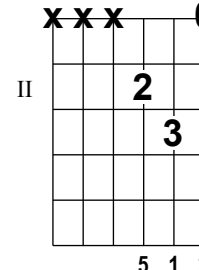
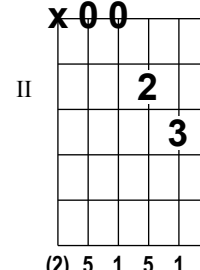
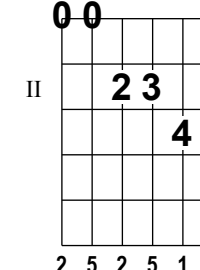
# Augmented

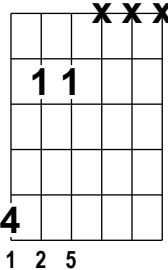
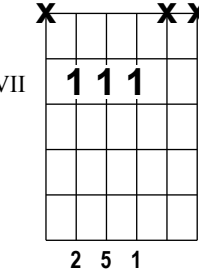
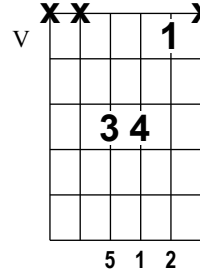
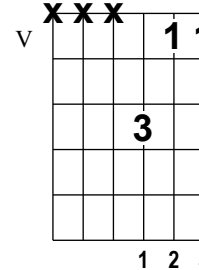
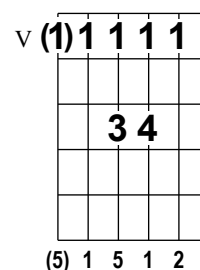
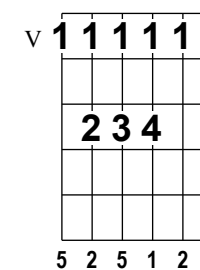
(in D)

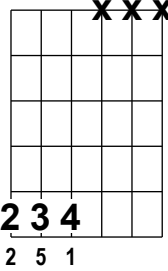
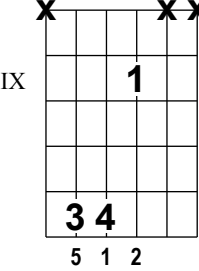
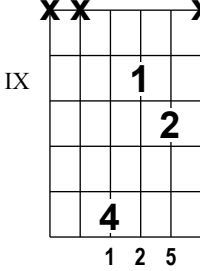
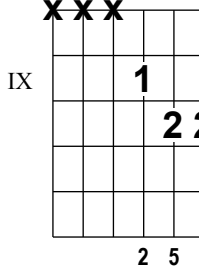
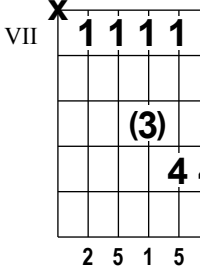
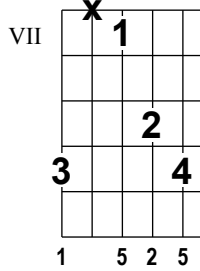
IV	III	III	II	I	I
#5 1 3 (#5)	1 3 #5	3 #5 1	#5 1 3	(#5) 1 #5 1 3	#5 3 #5 1
VIII	VII	VII	VI	IV	V
1 3 #5 (3)	3 #5 1	#5 1 3	1 3 #5	(1) 3 1 3 #5	1 #5 1 3
XII	XI	XI	X	VIII	IX
3 #5 1 (#5)	#5 1 3	1 3 #5	3 #5 1	(3) #5 3 #5 1	3 1 3 #5
III	III	II	III	II	II
#5 1 3 #5	1 3 #5 1	3 #5 1 3	(1) 3 #5 1 #5	3 1 #5 1	3 1 3 #5
VII	VII	VI	VII	IV	VI
1 3 #5 1	3 #5 1 3	#5 1 3 #5	(3) #5 1 3 1	#5 3 1 3	#5 3 #5 1
XI	XI	X	XI	VIII	X
3 #5 1 3	#5 1 3 #5	1 3 #5 1	(#5) 1 3 #5 3	1 #5 3 #5	1 #5 1 3

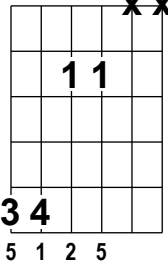
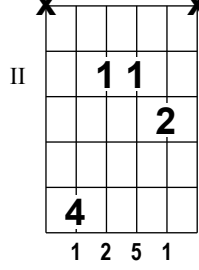
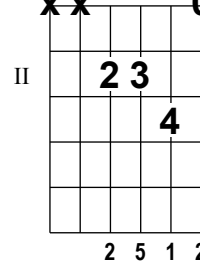
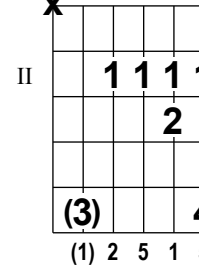
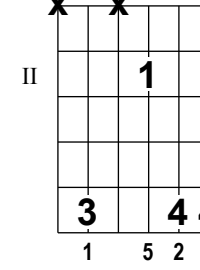
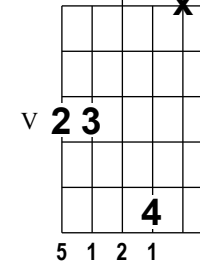
# sus2

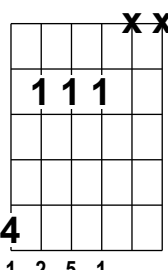
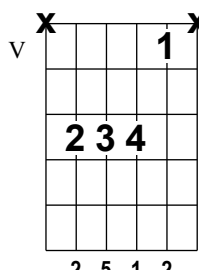


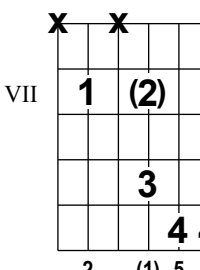
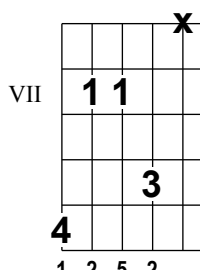
(in D)

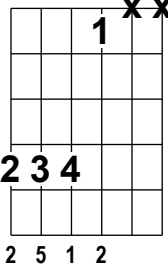
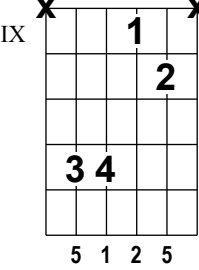
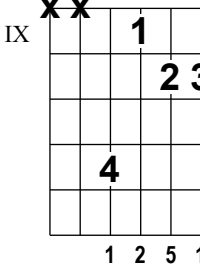
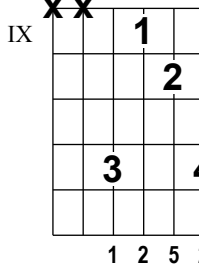
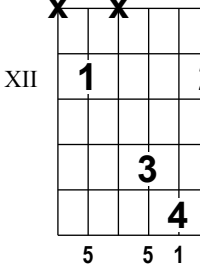
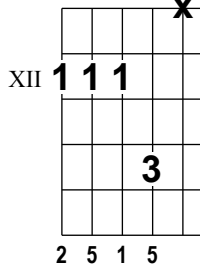
II      

VII      

XII      

II      

VII      

IX      

# sus4

(in D)

The following table summarizes the 24 chord diagrams shown in the image, organized by fret and Roman numeral.

Fret	Diagram 1	Diagram 2	Diagram 3	Diagram 4	Diagram 5	Diagram 6
II	V: 2 3 4 / 5 1 4	II: 1 / 3 4	II: 1 / 4	II: 1 / 2 2	II: 1 / 2 2	II: 2 / 3 4
V	VII: 1 / 3 4	VII: 1 1 / 4	VII: 1 1 1 / 2	V: 1 / 3 4	V: (1) 1 1 1 1 1 / (5) 1 4 1 4 5	V: 1 1 1 1 1 1 / 5 1 5 1 4 5
X	XII: 1 1 / 4	XII: 2 3 4 / 5	X: 1 / 3 4	X: 1 1 / 3	X: (1) 1 1 1 1 1 / (1) 4 1 4 5 1	X: 1 1 1 1 1 1 / 1 5 1 4 5 1
II	II: 1 / 2 3 4	II: 1 / 2	II: 1 / 2 3	II: 1 / 2	V: 1 / 2	V: 1 1 1 / 4
VII	VII: 1 1 / 3 4	VII: 1 1 1 / 2	V: 1 / 2 3	VII: 1 1 1 1 / 2	VII: 1 / 2	X: 1 / 2 3
XII	XII: 1 1 1 / 4	X: 1 / 2 3 4	X: 1 1 / 3 4	XII: 2 3 / 4	VII: 1 / 2	X: 2 3 / 4
II	XII: 1 1 1 / 4	X: 1 / 2 3 4	X: 1 1 / 3 4	XII: 2 3 / 4	VII: 1 / 2	X: 1 1 / 3
VII	VII: 1 1 1 / 4	VII: 1 1 1 / 2	V: 1 / 2 3	VII: 1 1 1 1 / 2	VII: 1 / 2	X: 1 / 2 3
X	XII: 1 1 1 / 4	X: 1 / 2 3 4	X: 1 1 / 3 4	XII: 2 3 / 4	VII: 1 / 2	X: 1 1 / 3
II	XII: 1 1 1 / 4	X: 1 / 2 3 4	X: 1 1 / 3 4	XII: 2 3 / 4	VII: 1 / 2	X: 1 1 / 3
VII	XII: 1 1 1 / 4	X: 1 / 2 3 4	X: 1 1 / 3 4	XII: 2 3 / 4	VII: 1 / 2	X: 1 1 / 3
XII	XII: 1 1 1 / 4	X: 1 / 2 3 4	X: 1 1 / 3 4	XII: 2 3 / 4	VII: 1 / 2	X: 1 1 / 3



# Minor

(in D)

	III	II	II	I	I	I

	VII	VII	VI	V	V	V

	XII	X	X	X	VII	X

	II	II	I	II	I	III

	VII	VI	V	VI	V	VII

	X	X	X	X	X	XII

# Diminished

(in D)

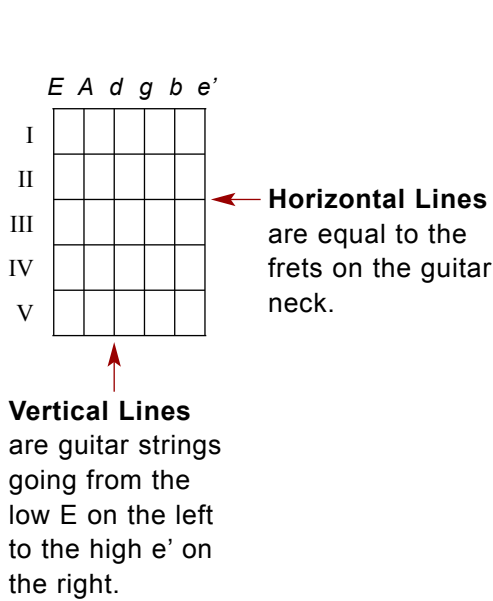
The diagrams are arranged in 6 rows and 5 columns. Each diagram shows a 4-string fretboard with fingerings (1-4) and 'X' marks for muted strings. The diagrams are labeled with a Roman numeral and a chord formula below it.

- Row 1: III (b5 1 b3), I (1 b3 b5), I (b3 b5 1), I (b5 1 b3), V (1 b5 1 b3), IV (1 1 b3 b5)
- Row 2: VI (1 b3 b5), VI (b3 b5 1), VI (b5 1 b3), IV (1 b3 b5), VIII (b3 1 b3 b5), VIII (b3 b3 b5 1)
- Row 3: XI (b3 b5 1), X (b5 1 b3), IX (1 b3 b5), IX (b3 b5 1), XI (b5 b3 b5 1), XI (b5 (1) b5 1 b3)
- Row 4: I (b5 1 b3 b5), I (1 b3 b5 1), I (b3 b5 1 b3), I (b3 b5 1 b5), III (b5 1 b3 1), I (b3 b3 b5 1)
- Row 5: VI (1 b3 b5 1), VI (b3 b5 1 b3 (b5)), IV (b5 1 b3 b5), VI (b5 1 b3 1), VI (1 b3 b5 b3), IV (b5 b5 1 b3)
- Row 6: X (b3 b5 1 b3), IX (b5 1 b3 b5), IX (1 b3 b5 1), IX (1 b3 b5 b3), XI (b3 b5 1 b5), IX (1 1 b3 b5)

Please get the full version  
to view page 11 - 41  
from our shop!

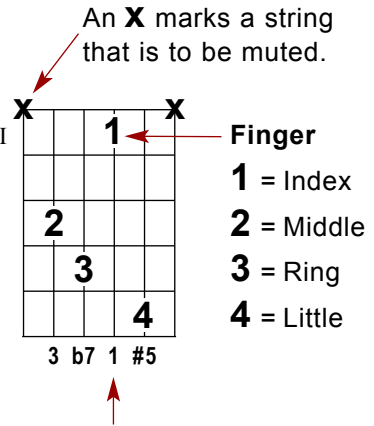
[www.guitar.ch](http://www.guitar.ch)

# Chord Grids Explained



**Roman Numerals** indicate the fret location:

- I = 1. fret
- II = 2.
- III = 3.
- IV = 4.
- V = 5.
- VI = 6.
- VII = 7.
- VIII = 8.
- IX = 9.
- X = 10.
- XI = 11.
- XII = 12.



## Transposing Table

Most chord voicings in this book contain no open strings which makes them moveable to any position on the guitar neck. In order to transpose these chords to other keys, move them up (+) or down (-) the neck according to this table:

D#	E	F	F#	G	G#	A	A#	B	C	C#	D	D#	E	F	F#	G	G#	A	A#	B	C	C#
Eb			Gb		Ab		Bb			Db		Eb			Gb		Ab		Bb			Db
-11	-10	-9	-8	-7	-6	-5	-4	-3	-2	-1	0	+1	+2	+3	+4	+5	+6	+7	+8	+9	+10	+11

# Other Publications

Also available from [www.guitar.ch](http://www.guitar.ch)

Guitar Lovers Chord Finder	with other root notes
Guitar Lovers Manual	Chords, scales, arpeggios
Guitar Lovers Studies	Theory, tunings, exercises
Guitar Lovers Licks	Pentatonic and modal licks
Guitar Lovers Jamtracks	Looped backing tracks to solo over
Guitar Lovers Music Paper	Blank music sheets for printing
Guitar Lovers Songbooks	Collections of guitar songs as PDF with sound

[Click here to visit the Guitar Lovers Shop for more information](#)

# Page Index

<b>1 Chord Finder</b>	28 9
2 Chord Types	29 7#9
3 Chord Formula	29 7#9#5
	30 7b9
4 Power Chord	30 7b9#5
4 Tritone	31 m9
5 Major	31 m9b5
6 Augmented	32 m7b9
7 sus2	32 m(maj9)
8 sus4	33 maj7#11
9 Minor	33 maj9#11
10 Diminished	33 9#11
11 6	34 9sus4
12 m6	35 m11
13 maj7	35 m7/11
14 maj7#5	36 maj13#11
15 maj7b5	36 maj7/6
16 7	37 7/6
17 7sus4	38 7sus4/6
18 7b5	39 13#11
19 7#5	39 maj9/13
20 m7	40 13
21 m(maj7)	41 13b9
22 m7b5	
23 dim7	42 Chord Grids Explained
24 add9	42 Transposing Table
25 m(add9)	
26 6/9	
26 m6/9	<b>43 Other Publications</b>
27 maj9	44 Page Index

## This is a demo version

To view and print pages 11 - 41,  
please get the full version from  
the Guitar Lovers shop.