



**Demo Version**  
*Requires Adobe Reader or  
PDF Expert to play audio*

*Guitar Lovers*

# *Chord Finder*

*Root D#/Eb*

*edited  
by  
Thomas Schilling*

# Chord Types

<b>Major</b>	5, power chord	4	<b>Dominant</b>	7	16
	major, maj, j	5		7sus4	17
	6	11		7b5	18
	maj7, j7	13		7#5, +7	19
	maj7#5, j7#5	14		9, 7/9	28
	maj7b5, j7b5	15		#9, 7#9	29
	add9	24		#9#5, 7#9#5	29
	6/9	26		b9, 7b9	30
	maj9, j9, j7/9	27		b9#5, 7b9#5	30
	maj9#11, j7/9#11	33		9#11, 7/9#11	33
	maj7#11, j7#11	33		9sus4, 11	34
	maj13#11, j13#11	36		7/13, 7/6	37
	maj7/13, j7/13, j7/6	36		7sus4/13, 7sus4/6	38
	maj9/13, maj13, j9/6	39		13#11, 7#11/13	39
				13, 9/13	40
				13b9, b9/6, 7b9/13	41
<b>Minor</b>	minor, min, -	9	<b>Suspended</b>	sus2	7
	min6, m6	12		sus4	8
	min7, m7	20	<b>Diminished</b>	b5, tritone	4
	min(maj7), m(maj7)	21		diminished, dim, °	10
	min7b5, m7b5, ∅	22		diminished 7, dim7, °7	23
	min(add9), m(add9)	25	<b>Augmented</b>	augmented, aug, +	6
	min6/9, m6/9	26	<b>Help</b>	Chord Grids Explained	42
	min9, m9, m7/9	31		Transposing Table	42
	m9b5, m7/9b5	31			
	min7b9, m7b9	32			
	m(maj7/9), m(maj9)	32			
	m11, m9/11	35			
	m7/11, m7add4	35			
<b>This is a demo version</b>			<b>Other Publications</b>		43
To view and print pages 11 - 41,			<b>Page Index</b>		44
please get the full version from					
the Guitar Lovers shop.					

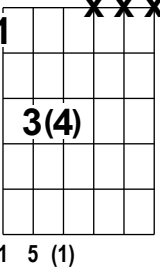
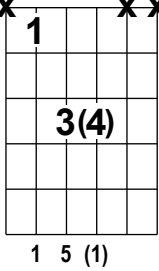
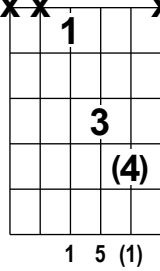
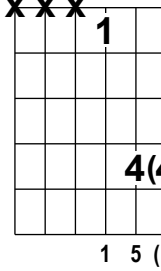
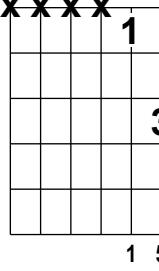
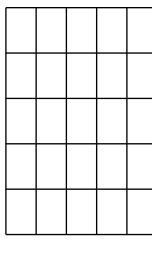
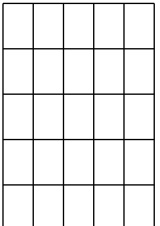
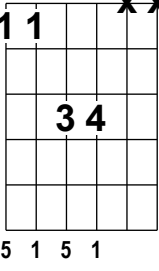
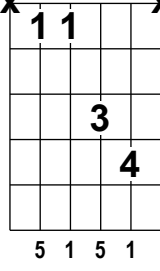
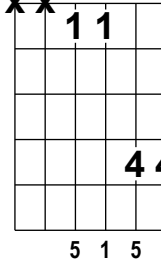
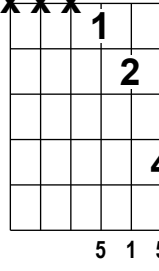

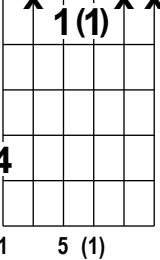
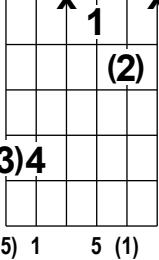
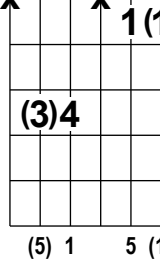
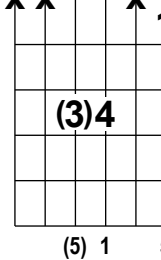
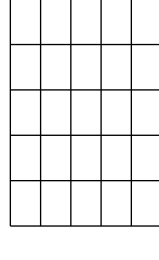

*Please refer to the Help page for a guide on how to read the chord grids and how to transpose to other keys.*

# Chord Formula

Page	Name	Contained Intervals				Number of Scale Degree in:		Har. Min.	Mel. Min.		
						Major	Minor				
4	5, power chord	1		5		I – VI	I, III – VII	I, IV – VI	I, II, IV, V		
4	b5, tritone	1		b5		VII	II	II, VII	VI, VII		
5	major, maj, j	1	3	5		I, IV, V	III, VI, VII	V, VI	IV, V		
6	augmented, aug, +	1	3	#5				III	III		
7	sus2	1	2	5		I, II, IV, V, VI	I, III, IV, VI, VII	I, IV	I, IV, V		
8	sus4	1	4	5		I, II, III, V, VI	I, III, IV, V, VII	I, V	I, II, V		
9	minor, min, m, -	1	b3	5		II, III, VI	I, IV, V	I, IV	I, II		
10	diminished, dim, °	1	b3	b5		VII	II	II, VII	VI, VII		
11	6	1	3	5	6	I, IV, V	III, VI, VII	VI	IV		
12	min6, m6	1	b3	5	6	II	IV	IV	I, II		
13	maj7, j7	1	3	5	j7	I, IV	III, VI	VI			
14	maj7#5, j7#5	1	3	#5	j7			III	III		
15	maj7b5, j7b5	1	3	b5	j7	IV	VI	VI	III		
16	7	1	3	5	b7	V	VII	V	IV, V		
17	7sus4	1	4	5	b7	II, III, V, VI	I, IV, V, VII	V	V		
18	7b5	1	3	b5	b7				IV		
19	7#5, aug7, +7	1	3	#5	b7			V	V		
20	min7, m7	1	b3	5	b7	II, III, VI	I, IV, V	IV	II		
21	m(maj7), m(j7)	1	b3	5	j7			I	I		
22	min7b5, m7b5, ø	1	b3	b5	b7	VII	II	II	VI, VII		
23	dim7, ø7	1	b3	b5	bb7			VII			
24	add9	1	3	5	9	I, IV, V	III, VI, VII		IV, V		
25	min(add9), m(add9)	1	b3	5	9	II, VI	I, IV	I, IV	I		
26	6/9	1	3	5	6	9	I, IV, V	III, VI, VII		IV	
26	min6/9, m6/9	1	b3	5	6	9	II	IV	IV	I	
27	maj9, j9, j7/9	1	3	5	j7	9	I, IV	III, VI			
28	9, 7/9	1	3	5	b7	9	V	VII		IV, V	
29	#9, 7#9	1	3	5	b7	#9					
29	#9#5, 7#9#5	1	3	#5	b7	#9					
30	b9, 7b9	1	3	5	b7	b9			V		
30	b9#5, 7b9#5	1	3	#5	b7	b9			V		
31	min9, m9, m7/9	1	b3	5	b7	9	II, VI	I, IV	IV		
31	m9b5, m7/9b5	1	b3	b5	b7	9			IV	VI	
32	min7b9, m7b9	1	b3	5	b7	b9	III	V		II	
32	m(maj7/9), m(maj9)	1	b3	5	j7	9			I	I	
33	maj9#11, j7/9#11	1	3	5	j7	9	#11	IV	VI		
33	maj7#11, j7#11	1	3	5	j7	#11	IV	VI	VI		
33	9#11, 7/9#11	1	3	5	b7	9	#11			IV	
34	9sus4, 11	1		5	b7	9	11	II, V, VI	I, IV, VII		V
35	m11, m9/11	1	b3	5	b7	9	11	II, VI	I, IV		
35	m7/11, m7add4	1	b3	5	b7	11		II, III, VI	I, IV, V		II
36	maj13#11, j13#11	1	3	5	j7	9	#11	13	IV	VI	
36	maj7/13, maj7/6	1	3	5	j7	13		I, IV	III, VI	VI	
37	7/13, 7/6	1	3	5	b7	13		V	VII		
38	7sus4/13, 7sus4/6	1	4	5	b7	13		V	VII		
39	13#11, 7#11/13	1	3	5	b7	9	#11	13			IV
39	maj9/13, maj13	1	3	5	j7	9	13	I, IV	III, VI		
40	13, 9/13	1	3	5	b7	9	13	V	VII		
41	13b9, 7b9/13	1	3	5	b7	b9	13				

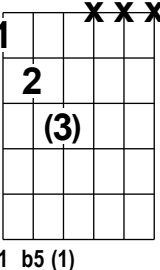
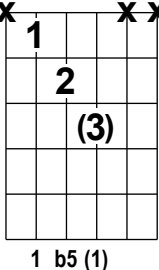
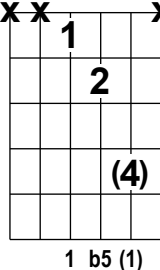
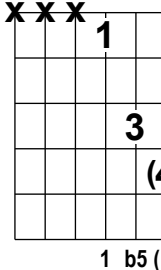
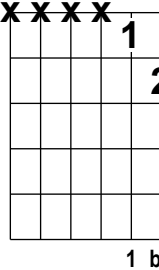
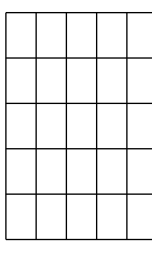
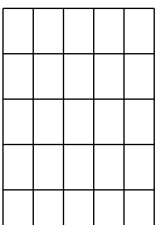
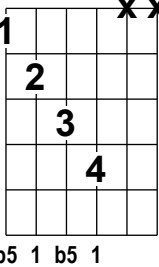
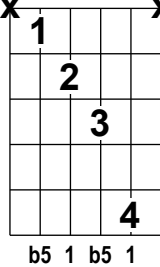

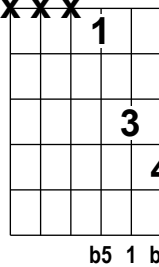
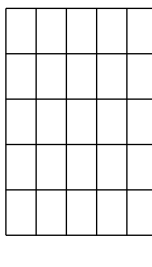
## 5

(Power Chord in D#/Eb)

XI		VI		I		VIII		IV		
		VI		I		VIII		III		
VIII		III		XI		VI				

## b5

(Tritone in D#/Eb)

XI		VI		I		VIII		IV		
		v		XII		VII		II		

## Major

(in D#/Eb)

I	I	III	III	I	III
V	III	VIII	VI	VI	VIII
VIII	VIII	XI	XI	X	XI
III	III	III	III	I	I
VIII	VIII	VI	VIII	VI	V
XII	XI	XI	XI	VIII	VIII

# Augmented

(in D#/Eb)

I	I	I	III	I	II
3 #5 1 (#5)	#5 1 3	1 3 #5	#5 1 3	(#5) 1 #5 1 3	#5 3 #5 1
V	IV	IV	VII	V	VI
#5 1 3 (#5)	1 3 #5	3 #5 1	1 3 #5	(1) 3 1 3 #5	1 #5 1 3
IX	VIII	VIII	XI	IX	X
1 3 #5 (3)	3 #5 1	#5 1 3	3 #5 1	(3) #5 3 #5 1	3 1 3 #5
IV	IV	III	IV	I	III
#5 1 3 #5	1 3 #5 1	3 #5 1 3	(1) 3 #5 1 #5	3 1 #5 1	3 1 3 #5
VIII	VIII	VII	VIII	V	VII
1 3 #5 1	3 #5 1 3	#5 1 3 #5	(3) #5 1 3 1	#5 3 1 3	#5 3 #5 1
XII	XII	XI	XII	IX	XI
3 #5 1 3	#5 1 3 #5	1 3 #5 1	(#5) 1 3 #5 3	1 #5 3 #5	1 #5 1 3

# sus2

(in D#/Eb)

The following table summarizes the 30 chord diagrams shown in the image, organized by fret position and row.

Diagram #	Fret Position	Fingerings	Muting (X)
1	III	5 1 2	3 4
2	III	1 2 5	4
3	III	2 5 1	1 1 1 2
4	I	5 1 2	3 4
5	I	(1) 5 1 5 1 2	1 1 1 1 1 1
6	I	2 5 2 5 1 2	1 1 1 1 1 1
7	VIII	1 2 5	4
8	VIII	2 5 1	1 1 1
9	VI	5 1 2	3 4
10	VI	1 2 5	3
11	VI	(5) 1 5 1 2 5	1 1 1 1 1 1
12	VI	5 2 5 1 2 5	1 1 1 1 1 1
13	XIII	2 5 1	2 3 4
14	X	5 1 2	3 4
15	X	1 2 5	1 2
16	X	2 5 1	1 2 2
17	VIII	2 5 1 5 1	1 1 1 1 1
18	VIII	1 5 2 5	1 2 3 4
19	III	5 1 2 5	3 4
20	III	1 2 5 1	4
21	I	2 5 1 2	2 3 4
22	III	(1) 2 5 1 5	1 1 1 1 2
23	I	5 5 1 2	1 1 1 1 2
24	I	2 5 1 5	1 1 1 2 2
25	VIII	1 2 5 1	4
26	VI	2 5 1 2	1 1 1
27	VI	5 1 2 5	2 3 4
28	VIII	5 (1) 2 1	1 2 (3) 4
29	III	1 5 2 5	3 4 4
30	VI	5 1 2 1	1 2 3 4
31	X	2 5 1 2	2 3 4
32	X	5 1 2 5	3 4
33	X	1 2 5 1	1 2 3 4
34	X	1 2 5 2	1 2
35	VIII	2 (1) 5 1	1 2 (2) 3 4 4
36	VIII	1 2 5 2	1 1 2 3 4

# sus4

(in D#/Eb)

The following table lists the 24 chord diagrams shown in the image, organized by fret position (I, III, VI, VIII, XI, XIII). Each diagram includes the fret number, fingerings, muting, and the corresponding string sequence.

Fret	Diagram 1	Diagram 2	Diagram 3	Diagram 4	Diagram 5	Diagram 6
I	1 1 X X X 4 4 5 1	X 1 1 1 X X 5 1 4	X X X 1 2 4 4 5 1	X X X 1 2 2 5 1 4	X 1 1 1 1 1 3 4 4 5 1 5 1 4	X 1 X 3 4 4 1 5 1
III	X 1 X X 3 4 1 4 5	X X X 1 1 1 2 5 1 4	X X X 1 1 1 3 1 4 5	X X X 1 3 4 5 1 4	X X X 1 1 1 1 1 1 (5) 1 4 1 4 5	X 1 1 1 1 1 2 3 4 5 1 5 1 4 5
VI	X 1 X X X 3 4 1 4 5	X 1 1 X X 4 4 5 1	X X X 1 1 1 3 4 1 4 5	X X X 1 1 3 4 5 1	X X X 1 1 1 1 1 1 (1) 4 1 4 5 1	X 1 X 3 4 1 5 1 4 5 1
VIII	X 1 X X X 3 4 1 4 5	X 1 1 X X 4 4 5 1	X X X 1 1 3 4 1 4 5	X X X 1 1 3 4 5 1	X X X 1 1 1 1 1 1 (1) 4 1 4 5 1	X 1 1 1 1 1 2 3 4 1 5 1 4 5 1
XI	X 1 1 1 X X 4 4 5 1 4	X X X 1 2 3 4 5 1 4	X X X 1 2 3 4 5 1 4	X X X 1 2 3 4 4 5 1 5	X 1 X 3 4 4 5 5 1 4	X 1 1 X X 3 4 4 5 1 5
XIII	X 1 X X 2 3 4 (4) 1 4 5 5	X 1 1 1 X X 4 4 5 1 4	X X X 1 1 1 2 3 4 5 1 4 5	X X X 1 1 1 1 2 (3) 4 (4) 5 1 4 1	X 1 X 3 4 1 1 4 5	X 1 1 1 X X 4 5 1 4 1
XIII	X 1 1 X X 3 4 1 4 5 1	X X X 1 1 2 3 4 5 1 4 5	X X X 1 1 3 4 1 4 5 1	X X X 1 2 3 4 1 4 5 4	X X X 1 3 4 4 4 1 5 1	X 1 X X 4 1 4 5 4



# Minor

(in D#/Eb)

The image displays 24 guitar fretboard diagrams for the D#/Eb minor scale, arranged in a 4x6 grid. Each diagram shows a 4-string section of the guitar with frets 1-4. Fingerings are indicated by numbers 1-4. Barres are indicated by 'X's. Diagrams are labeled with Roman numerals I, II, III, IV, V, VI, VII, VIII, IX, X, XI. Below each diagram is a sequence of notes: b3 5 1, 1 b3 5, b3 5 1, 5 1 b3, 5 1 5 1 b3, b3 b3 5 1, 5 1 b3, b3 5 1, 5 1 b3, (5) 1 5 1 b3 5, 5 5 1 b3, 1 b3 5, 5 1 b3, 1 b3 5, b3 5 1, b3 5 b3 5 1, 1 5 1 b3 5 (1), 5 1 b3 5, 1 b3 5 1, b3 5 1 b3, 5 1 b3 5, 1 b3 5 1, b3 5 1 b3, 5 1 b3 5, 1 b3 5 1, 1 b3 5 b3, 1 b3 5 1, 1 b3 5 b3, 5 b3 5 1, 1 b3 5 b3.

# Diminished

(in D#/Eb)

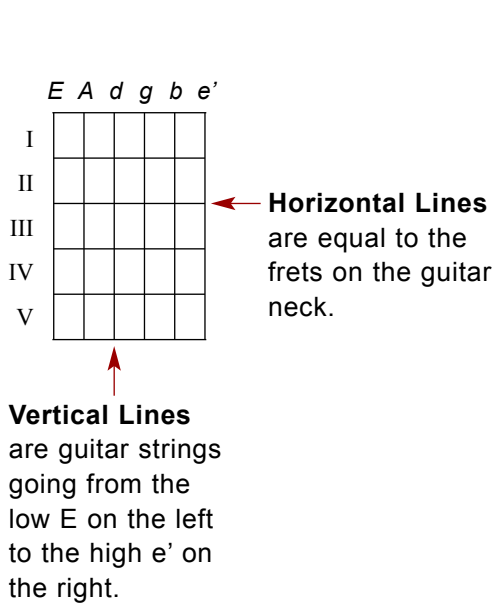
The following table lists the chord formulas for each diagram shown in the image:

I b3 b5 1	II 1 b3 b5	II b3 b5 1	II b5 1 b3	II b5 b3 b5 1	II b5 b5 1 b3
IV b5 1 b3	VII b3 b5 1	VII b5 1 b3	V 1 b3 b5	VI 1 b5 1 b3	V 1 1 b3 b5
VII 1 b3 b5	XI b5 1 b3	X 1 b3 b5	X b3 b5 1	IX b3 1 b3 b5	IX b3 b3 b5 1
II b5 1 b3 b5	II 1 b3 b5 1	II b3 b5 1 b3	II b3 b5 1 b5	I b3 b5 1 b5	II b3 b3 b5 1
VII 1 b3 b5 1	VII b3 b5 1 b3 (b5)	V b5 1 b3 b5	VII b5 1 b3 1	IV b5 1 b3 1	V b5 b5 1 b3
XI b3 b5 1 b3	X b5 1 b3 b5	X 1 b3 b5 1	X 1 b3 b5 b3	VII 1 b3 b5 b3	X 1 1 b3 b5

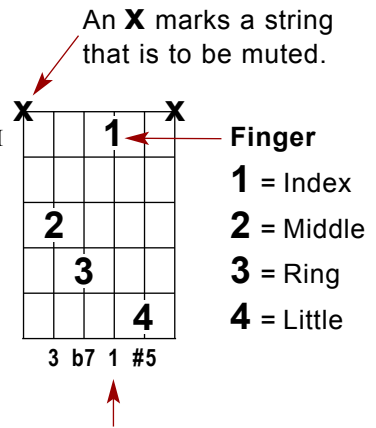
Please get the full version  
to view page 11 - 41  
from our shop!

[www.guitar.ch](http://www.guitar.ch)

# Chord Grids Explained



- Roman Numerals** indicate the fret location:
- I = 1. fret
  - II = 2.
  - III = 3.
  - IV = 4.
  - V = 5.
  - VI = 6.
  - VII = 7.
  - VIII = 8.
  - IX = 9.
  - X = 10.
  - XI = 11.
  - XII = 12.



## Transposing Table

Most chord voicings in this book contain no open strings which makes them moveable to any position on the guitar neck. In order to transpose these chords to other keys, move them up (+) or down (-) the neck according to this table:

E	F	F# Gb	G	G# Ab	A	A# Bb	B	C	C# Db	D	D# Eb	E	F	F# Gb	G	G# Ab	A	A# Bb	B	C	C# Db	D
-11	-10	-9	-8	-7	-6	-5	-4	-3	-2	-1	0	+1	+2	+3	+4	+5	+6	+7	+8	+9	+10	+11

# Other Publications

Also available from [www.guitar.ch](http://www.guitar.ch)

Guitar Lovers Chord Finder	with other root notes
Guitar Lovers Manual	Chords, scales, arpeggios
Guitar Lovers Studies	Theory, tunings, exercises
Guitar Lovers Licks	Pentatonic and modal licks
Guitar Lovers Jamtracks	Looped backing tracks to solo over
Guitar Lovers Music Paper	Blank music sheets for printing
Guitar Lovers Songbooks	Collections of guitar songs as PDF with sound

[Click here to visit the Guitar Lovers Shop for more information](#)

# Page Index

<b>1 Chord Finder</b>	28 9
2 Chord Types	29 7#9
3 Chord Formula	29 7#9#5
	30 7b9
4 Power Chord	30 7b9#5
4 Tritone	31 m9
5 Major	31 m9b5
6 Augmented	32 m7b9
7 sus2	32 m(maj9)
8 sus4	33 maj7#11
9 Minor	33 maj9#11
10 Diminished	33 9#11
11 6	34 9sus4
12 m6	35 m11
13 maj7	35 m7/11
14 maj7#5	36 maj13#11
15 maj7b5	36 maj7/6
16 7	37 7/6
17 7sus4	38 7sus4/6
18 7b5	39 13#11
19 7#5	39 maj9/13
20 m7	40 13
21 m(maj7)	41 13b9
22 m7b5	
23 dim7	42 Chord Grids Explained
24 add9	42 Transposing Table
25 m(add9)	
26 6/9	
26 m6/9	<b>43 Other Publications</b>
27 maj9	44 Page Index

## **This is a demo version**

To view and print pages 11 - 41,  
please get the full version from  
the Guitar Lovers shop.