



Demo Version
*Requires Adobe Reader or
PDF Expert to play audio*

Guitar Lovers

Chord Finder

Root F

*edited
by
Thomas Schilling*

Chord Types

Major	5, power chord	4	Dominant	7	16
	major, maj, j	5		7sus4	17
	6	11		7b5	18
	maj7, j7	13		7#5, +7	19
	maj7#5, j7#5	14		9, 7/9	28
	maj7b5, j7b5	15		#9, 7#9	29
	add9	24		#9#5, 7#9#5	29
	6/9	26		b9, 7b9	30
	maj9, j9, j7/9	27		b9#5, 7b9#5	30
	maj9#11, j7/9#11	33		9#11, 7/9#11	33
	maj7#11, j7#11	33		9sus4, 11	34
	maj13#11, j13#11	36		7/13, 7/6	37
	maj7/13, j7/13, j7/6	36		7sus4/13, 7sus4/6	38
	maj9/13, maj13, j9/6	39		13#11, 7#11/13	39
				13, 9/13	40
				13b9, b9/6, 7b9/13	41
Minor	minor, min, -	9	Suspended	sus2	7
	min6, m6	12		sus4	8
	min7, m7	20	Diminished	b5, tritone	4
	min(maj7), m(maj7)	21		diminished, dim, °	10
	min7b5, m7b5, ∅	22		diminished 7, dim7, °7	23
	min(add9), m(add9)	25	Augmented	augmented, aug, +	6
	min6/9, m6/9	26	Help	Chord Grids Explained	42
	min9, m9, m7/9	31		Transposing Table	42
	m9b5, m7/9b5	31			
	min7b9, m7b9	32			
	m(maj7/9), m(maj9)	32			
	m11, m9/11	35			
	m7/11, m7add4	35			
This is a demo version			Other Publications		43
To view and print pages 11 - 41,			Page Index		44
please get the full version from					
the Guitar Lovers shop.					

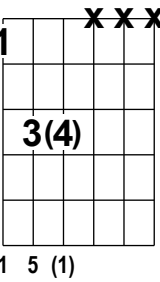
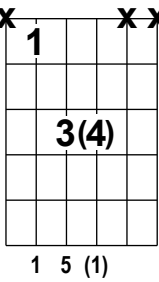
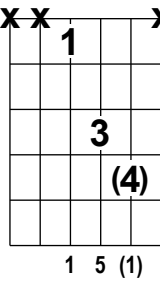
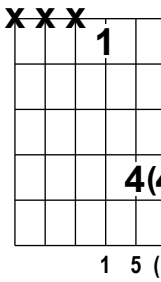
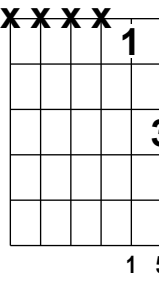
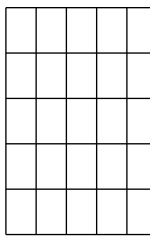
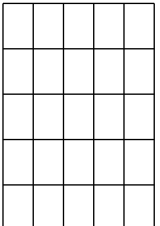
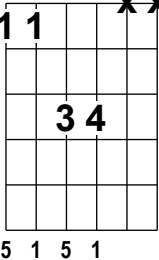
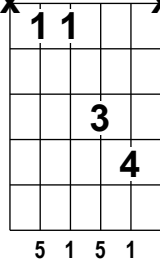
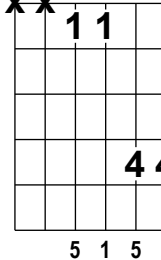
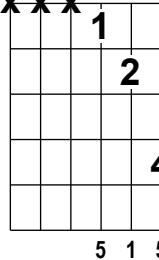
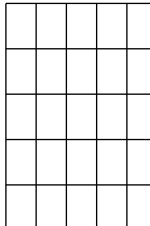
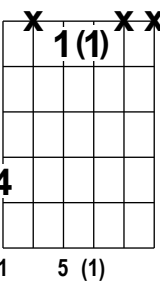
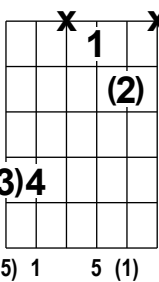
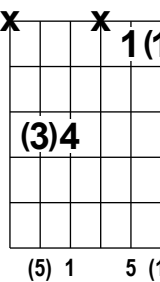
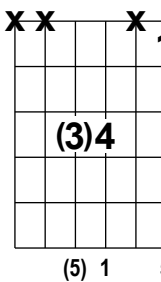
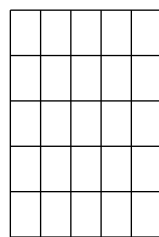
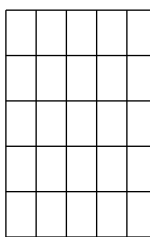
Please refer to the Help page for a guide on how to read the chord grids and how to transpose to other keys.

Chord Formula

Page	Name	Contained Intervals				Number of Scale Degree in:		Har. Min.	Mel. Min.		
						Major	Minor				
4	5, power chord	1		5		I – VI	I, III – VII	I, IV – VI	I, II, IV, V		
4	b5, tritone	1		b5		VII	II	II, VII	VI, VII		
5	major, maj, j	1	3	5		I, IV, V	III, VI, VII	V, VI	IV, V		
6	augmented, aug, +	1	3	#5				III	III		
7	sus2	1	2	5		I, II, IV, V, VI	I, III, IV, VI, VII	I, IV	I, IV, V		
8	sus4	1	4	5		I, II, III, V, VI	I, III, IV, V, VII	I, V	I, II, V		
9	minor, min, m, -	1	b3	5		II, III, VI	I, IV, V	I, IV	I, II		
10	diminished, dim, °	1	b3	b5		VII	II	II, VII	VI, VII		
11	6	1	3	5	6	I, IV, V	III, VI, VII	VI	IV		
12	min6, m6	1	b3	5	6	II	IV	IV	I, II		
13	maj7, j7	1	3	5	j7	I, IV	III, VI	VI			
14	maj7#5, j7#5	1	3	#5	j7			III	III		
15	maj7b5, j7b5	1	3	b5	j7	IV	VI	VI	III		
16	7	1	3	5	b7	V	VII	V	IV, V		
17	7sus4	1	4	5	b7	II, III, V, VI	I, IV, V, VII	V	V		
18	7b5	1	3	b5	b7				IV		
19	7#5, aug7, +7	1	3	#5	b7			V	V		
20	min7, m7	1	b3	5	b7	II, III, VI	I, IV, V	IV	II		
21	m(maj7), m(j7)	1	b3	5	j7			I	I		
22	min7b5, m7b5, ø	1	b3	b5	b7	VII	II	II	VI, VII		
23	dim7, ø7	1	b3	b5	bb7			VII			
24	add9	1	3	5	9	I, IV, V	III, VI, VII		IV, V		
25	min(add9), m(add9)	1	b3	5	9	II, VI	I, IV	I, IV	I		
26	6/9	1	3	5	6	9	I, IV, V	III, VI, VII		IV	
26	min6/9, m6/9	1	b3	5	6	9	II	IV	IV	I	
27	maj9, j9, j7/9	1	3	5	j7	9	I, IV	III, VI			
28	9, 7/9	1	3	5	b7	9	V	VII		IV, V	
29	#9, 7#9	1	3	5	b7	#9					
29	#9#5, 7#9#5	1	3	#5	b7	#9					
30	b9, 7b9	1	3	5	b7	b9			V		
30	b9#5, 7b9#5	1	3	#5	b7	b9			V		
31	min9, m9, m7/9	1	b3	5	b7	9	II, VI	I, IV	IV		
31	m9b5, m7/9b5	1	b3	b5	b7	9			IV	VI	
32	min7b9, m7b9	1	b3	5	b7	b9	III	V		II	
32	m(maj7/9), m(maj9)	1	b3	5	j7	9			I	I	
33	maj9#11, j7/9#11	1	3	5	j7	9	#11	IV	VI		
33	maj7#11, j7#11	1	3	5	j7	#11	IV	VI	VI		
33	9#11, 7/9#11	1	3	5	b7	9	#11			IV	
34	9sus4, 11	1		5	b7	9	11	II, V, VI	I, IV, VII		V
35	m11, m9/11	1	b3	5	b7	9	11	II, VI	I, IV		
35	m7/11, m7add4	1	b3	5	b7	11		II, III, VI	I, IV, V		II
36	maj13#11, j13#11	1	3	5	j7	9	#11	13	IV	VI	
36	maj7/13, maj7/6	1	3	5	j7	13		I, IV	III, VI	VI	
37	7/13, 7/6	1	3	5	b7	13		V	VII		
38	7sus4/13, 7sus4/6	1	4	5	b7	13		V	VII		
39	13#11, 7#11/13	1	3	5	b7	9	#11	13			IV
39	maj9/13, maj13	1	3	5	j7	9	13	I, IV	III, VI		
40	13, 9/13	1	3	5	b7	9	13	V	VII		
41	13b9, 7b9/13	1	3	5	b7	b9	13				

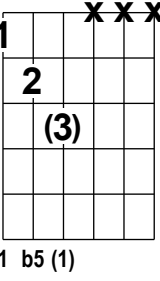
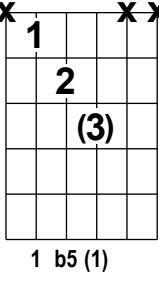
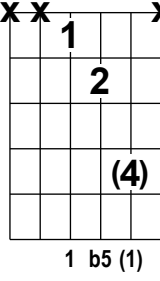
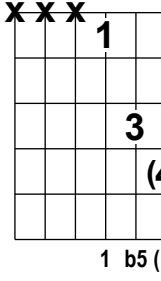
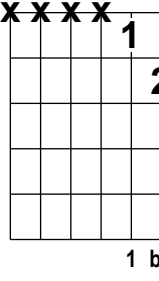
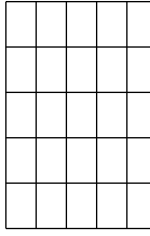
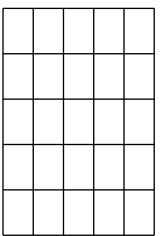
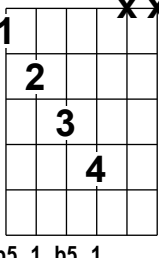
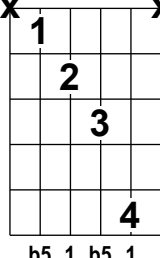
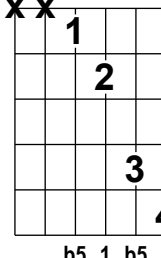
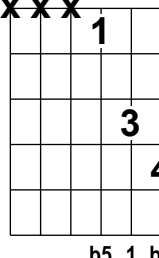
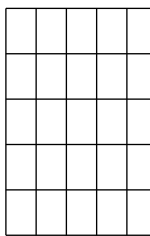
5

(Power Chord in F)

I		VIII		III		X		VI		
	VIII		III		X		V			
X		V		I		VIII				

b5

(Tritone in F)

I		VIII		III		X		VI		
	VII		II		IX		IV			

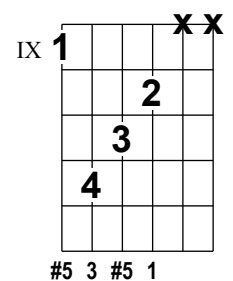
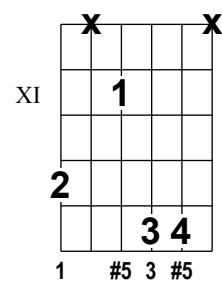
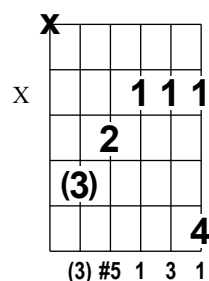
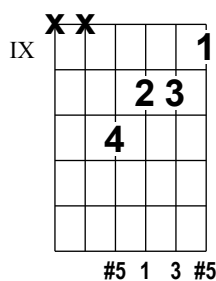
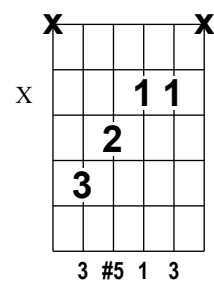
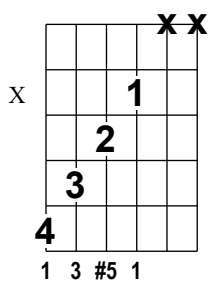
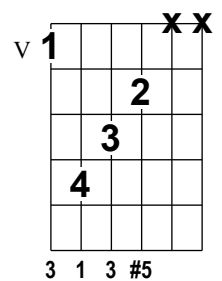
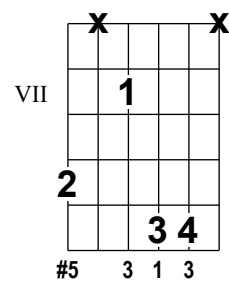
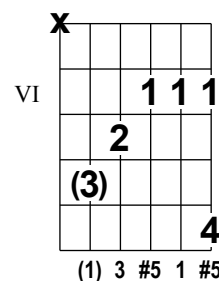
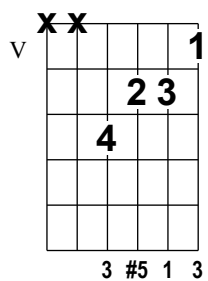
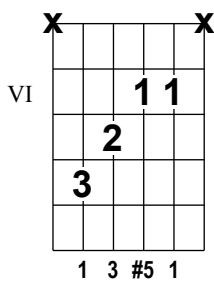
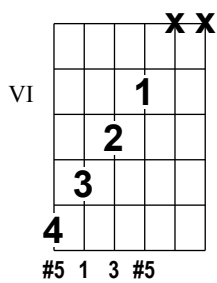
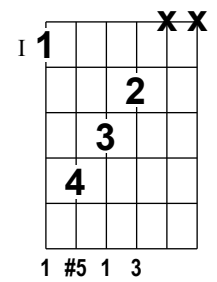
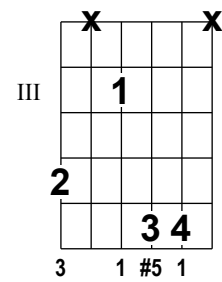
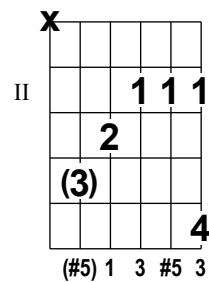
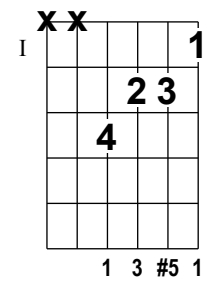
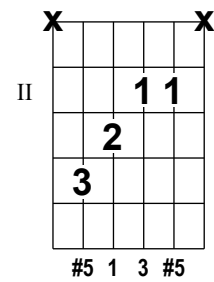
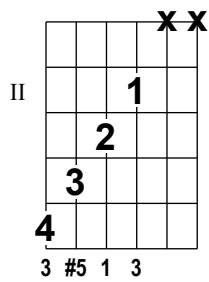
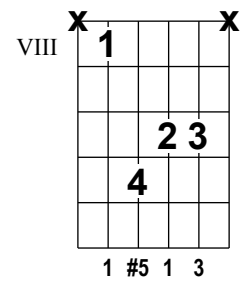
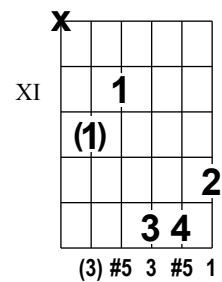
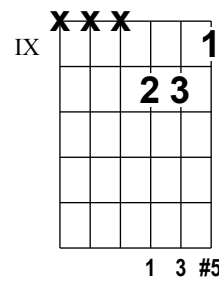
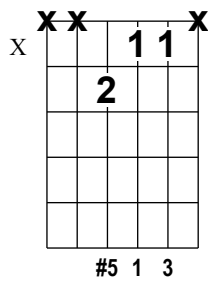
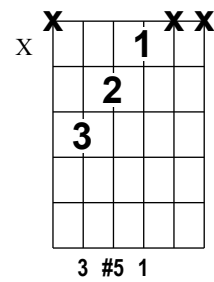
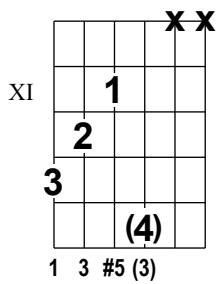
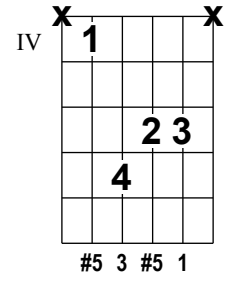
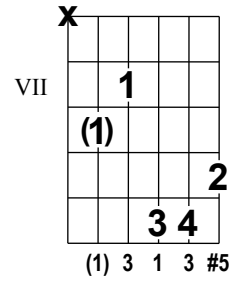
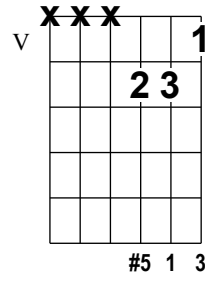
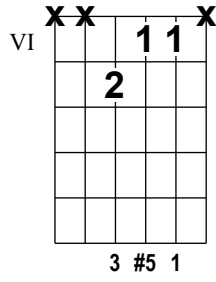
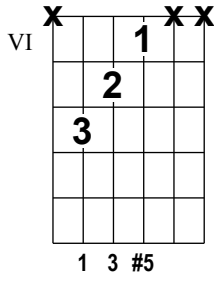
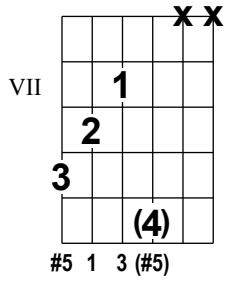
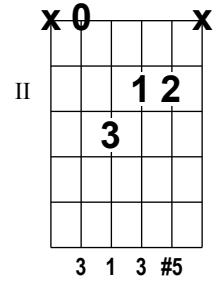
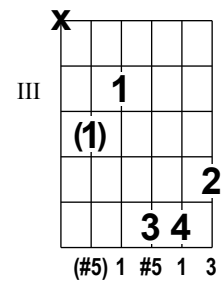
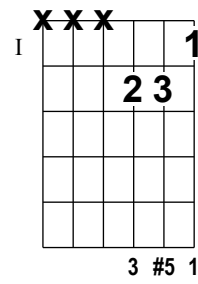
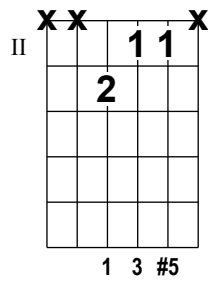
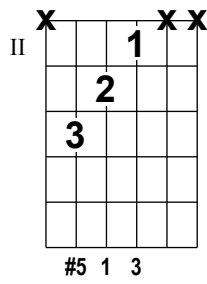
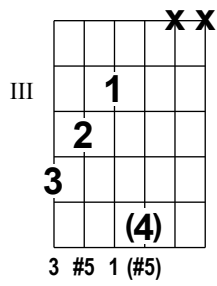
Major

(in F)

III		II		I		I		I		I	
VII		V		V		V		III		V	
X		X		X		VIII		VIII		X	
II		I		I		I		III		III	
V		V		V		V		VIII		VII	
X		X		VIII		X		X		X	

Augmented

(in F)



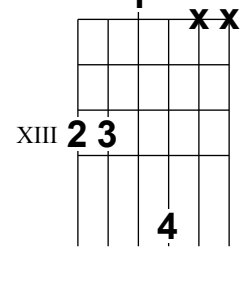
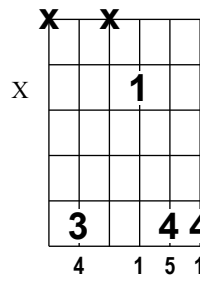
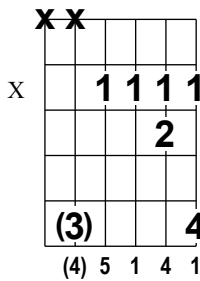
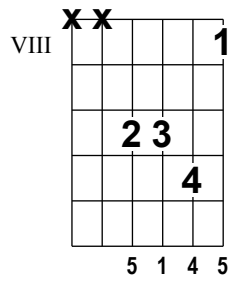
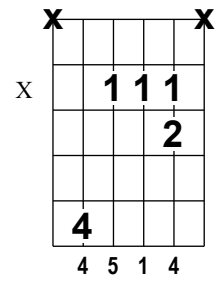
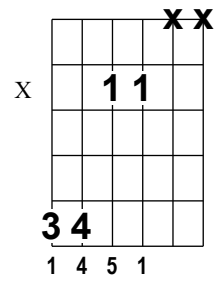
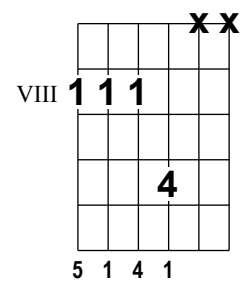
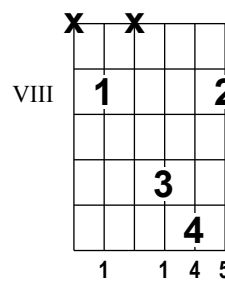
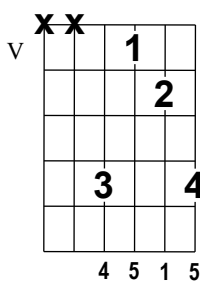
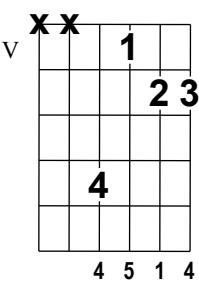
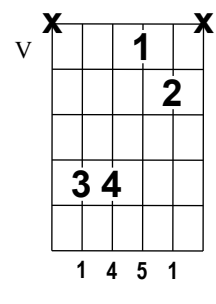
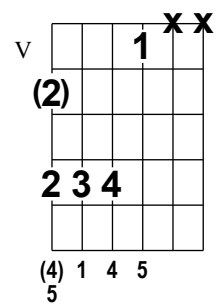
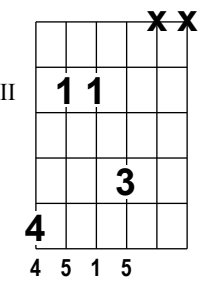
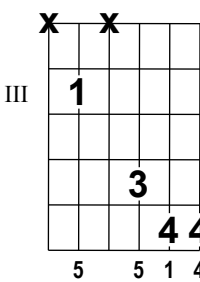
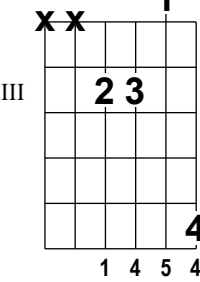
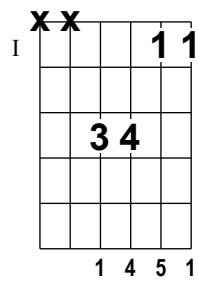
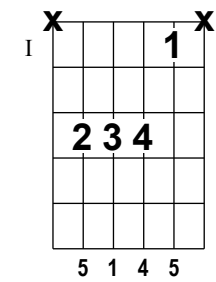
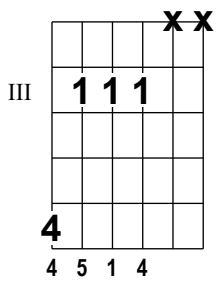
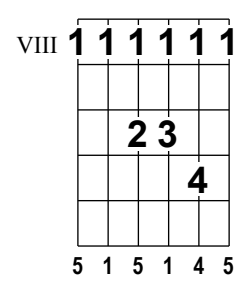
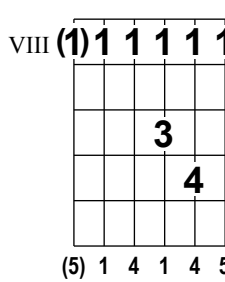
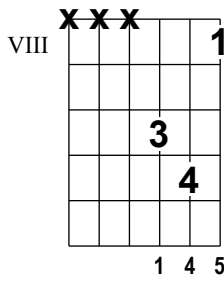
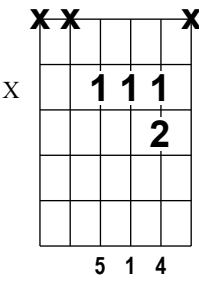
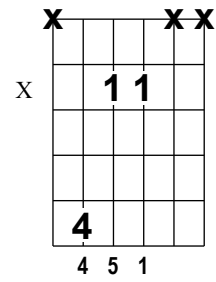
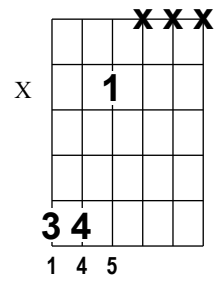
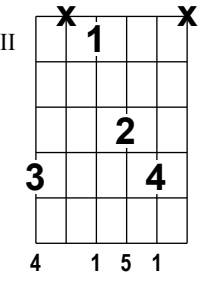
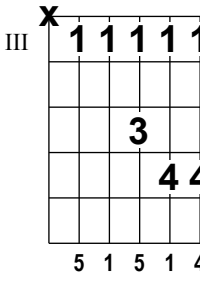
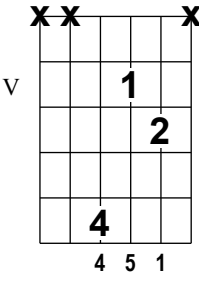
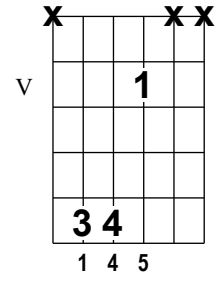
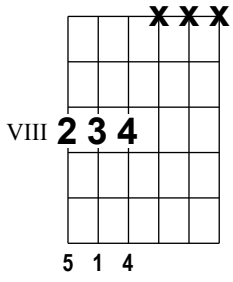
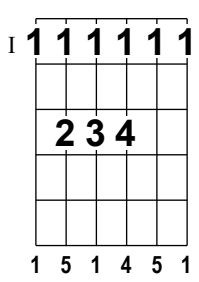
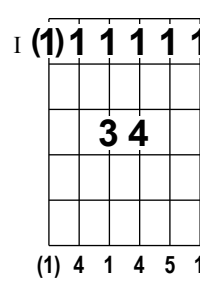
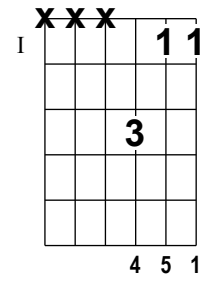
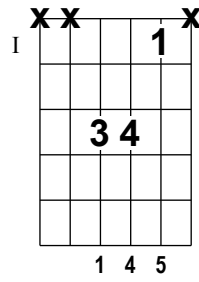
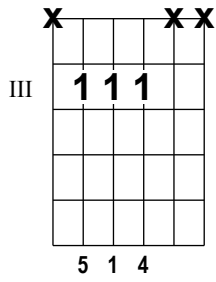
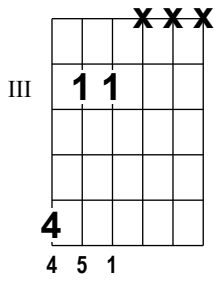
sus2

(in F)

III		III		III		I		III		III	
V		V		V		III		VIII		VIII	
X		X		VIII		VIII		X		X	
III		III		III		III		III		III	
V		V		III		V		V		VIII	
X		VIII		VIII		X		X		X	

sus4

(in F)



Minor

(in F)

The following table summarizes the 30 diagrams shown in the image, organized by row and column. Each entry includes the diagram label, the fretboard fingering, and the corresponding scale notation.

Diagram Label	Fingering	Scale Notation
III	1 2 / 3	b3 5 1
I	1 / 3 4	5 1 b3
I	1 1 / 3	1 b3 5
I	1 1 1 / 1 1 1	b3 5 1
III	1 1 1 1 1 / 2 / 3 / 4	5 1 5 1 b3
I	1 1 1 1 1 (1) / 3 4	1 5 1 b3 5 (1)
VI	1 / 3 4	5 1 b3
V	1 / 2 / 4	1 b3 5
V	1 / 2 3	b3 5 1
IV	1 / 2 / 3	5 1 b3
VIII	(1) 1 1 1 1 1 / 2 / 3 4	(5) 1 5 1 b3 5
IV	1 / 2 / 3 4	b3 b3 5 1
X	1 / 2 / 4	1 b3 5
X	1 1 / 2	b3 5 1
IX	1 / 2 3	5 1 b3
VIII	1 / 2 / 3	1 b3 5
X	1 / 2 / 4 4 4	b3 5 b3 5 1
VIII	1 / 2 / 3 4	5 5 1 b3
I	1 / 2 3 / 4	b3 5 1 b3
I	1 1 1 / 3 4	5 1 b3 5
I	1 1 1 / 3	1 b3 5 1
I	1 1 / 3 / 4	1 b3 5 b3
I	1 1 1 / 3	5 b3 5 1
III	1 1 / 2 / 4	b3 5 1 5
V	1 / 2 / 3 4	5 1 b3 5
V	1 / 2 3 / 4	1 b3 5 1
IV	1 / 2 / 3 4	b3 5 1 b3
V	1 / 2 3 / 4	b3 5 1 5
IV	1 / 2 / 3 / 4	1 5 1 b3
VI	1 / 2 3 / 4	5 1 b3 1
X	1 1 / 2 / 4	1 b3 5 1
IX	1 / 2 3 / 4	b3 5 1 b3
VIII	1 / 2 / 3 4	5 1 b3 5
IX	1 / 2 3 / 4	5 1 b3 1
VIII	1 / 2 / 3 / 4	b3 1 b3 5
X	1 / 2 / 3 4	1 b3 5 b3

Diminished

(in F)

Diagram 1: II, $b3\ b5\ 1$

Diagram 2: I, $b5\ 1\ b3$

Diagram 3: I, $1\ b3\ b5$

Diagram 4: I, $b3\ b5\ 1$

Diagram 5: II, $b5\ b3\ b5\ 1$

Diagram 6: II, $b5\ (1)\ b5\ 1\ b3$

Diagram 7: VI, $b5\ 1\ b3$

Diagram 8: IV, $1\ b3\ b5$

Diagram 9: IV, $b3\ b5\ 1$

Diagram 10: IV, $b5\ 1\ b3$

Diagram 11: VIII, $1\ b5\ 1\ b3$

Diagram 12: VII, $1\ 1\ b3\ b5$

Diagram 13: IX, $1\ b3\ b5$

Diagram 14: IX, $b3\ b5\ 1$

Diagram 15: IX, $b5\ 1\ b3$

Diagram 16: VII, $1\ b3\ b5$

Diagram 17: XI, $b3\ 1\ b3\ b5$

Diagram 18: XI, $b3\ b3\ b5\ 1$

Diagram 19: I, $b3\ b5\ 1\ b3$

Diagram 20: I, $b5\ 1\ b3\ b5$

Diagram 21: I, $1\ b3\ b5\ 1$

Diagram 22: I, $1\ b3\ b5\ b3$

Diagram 23: II, $b3\ b5\ 1\ b5$

Diagram 24: I, $1\ 1\ b3\ b5$

Diagram 25: IV, $b5\ 1\ b3\ b5$

Diagram 26: IV, $1\ b3\ b5\ 1$

Diagram 27: IV, $b3\ b5\ 1\ b3$

Diagram 28: IV, $b3\ b5\ 1\ b5$

Diagram 29: VI, $b5\ 1\ b3\ 1$

Diagram 30: IV, $b3\ b3\ b5\ 1$

Diagram 31: IX, $1\ b3\ b5\ 1$

Diagram 32: IX, $b3\ b5\ 1\ b3\ (b5)$

Diagram 33: VII, $b5\ 1\ b3\ b5$

Diagram 34: IX, $b5\ 1\ b3\ 1$

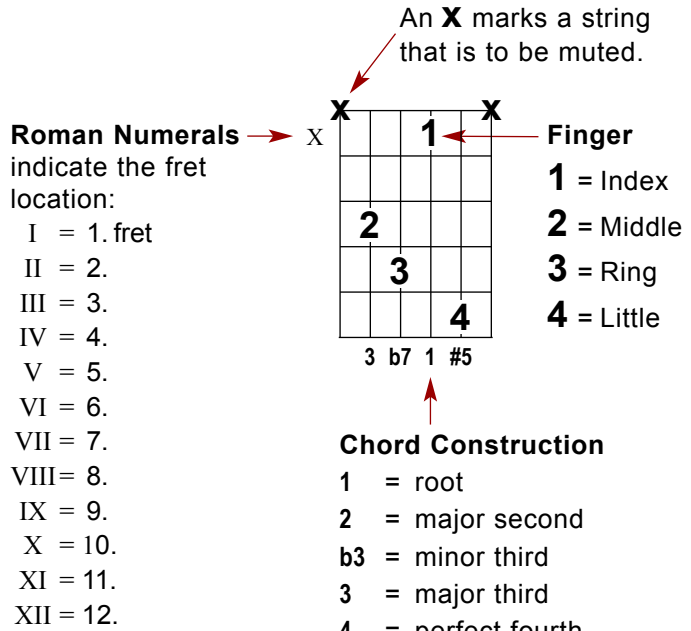
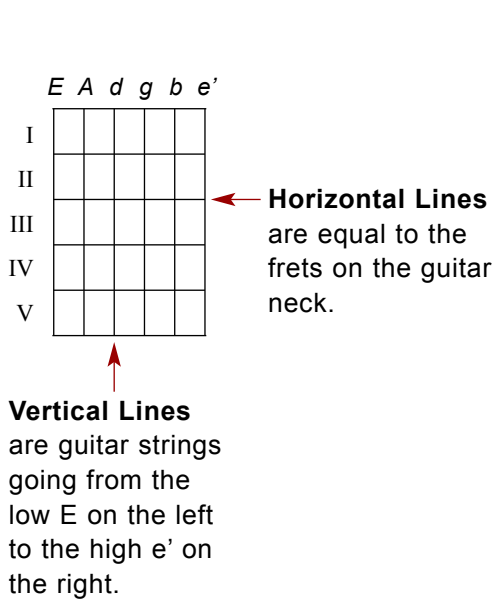
Diagram 35: IX, $1\ b3\ b5\ b3$

Diagram 36: VII, $b5\ b5\ 1\ b3$

Please get the full version
to view page 11 - 41
from our shop!

www.guitar.ch

Chord Grids Explained



Transposing Table

Most chord voicings in this book contain no open strings which makes them moveable to any position on the guitar neck. In order to transpose these chords to other keys, move them up (+) or down (-) the neck according to this table:

F#	G	G#	A	A#	B	C	C#	D	D#	E	F	F#	G	G#	A	A#	B	C	C#	D	D#	E
Gb	G	Ab	A	Bb	B	C	Db	D	Eb	E	F	Gb	G	Ab	A	Bb	B	C	Db	D	Eb	E
-11	-10	-9	-8	-7	-6	-5	-4	-3	-2	-1	0	+1	+2	+3	+4	+5	+6	+7	+8	+9	+10	+11

Other Publications

Also available from www.guitar.ch

Guitar Lovers Chord Finder	with other root notes
Guitar Lovers Manual	Chords, scales, arpeggios
Guitar Lovers Studies	Theory, tunings, exercises
Guitar Lovers Licks	Pentatonic and modal licks
Guitar Lovers Jamtracks	Looped backing tracks to solo over
Guitar Lovers Music Paper	Blank music sheets for printing
Guitar Lovers Songbooks	Collections of guitar songs as PDF with sound

[Click here to visit the Guitar Lovers Shop for more information](#)

Page Index

1 Chord Finder	28 9
2 Chord Types	29 7#9
3 Chord Formula	29 7#9#5
	30 7b9
4 Power Chord	30 7b9#5
4 Tritone	31 m9
5 Major	31 m9b5
6 Augmented	32 m7b9
7 sus2	32 m(maj9)
8 sus4	33 maj7#11
9 Minor	33 maj9#11
10 Diminished	33 9#11
11 6	34 9sus4
12 m6	35 m11
13 maj7	35 m7/11
14 maj7#5	36 maj13#11
15 maj7b5	36 maj7/6
16 7	37 7/6
17 7sus4	38 7sus4/6
18 7b5	39 13#11
19 7#5	39 maj9/13
20 m7	40 13
21 m(maj7)	41 13b9
22 m7b5	
23 dim7	42 Chord Grids Explained
24 add9	42 Transposing Table
25 m(add9)	
26 6/9	
26 m6/9	43 Other Publications
27 maj9	44 Page Index

This is a demo version

To view and print pages 11 - 41,
please get the full version from
the Guitar Lovers shop.